


Annexure-5

POWER TRANSMISSION CORPORATION OF UTTARAKHAND LTD.
Details of loan during FY 2014-15(upto 31/3/15)

Loan under scheme	Opening loan as on 1st April, 2014 (In Rs.)	Receipt												TOTAL		
		Apr	May	Jun	Jul	Aug	Sep	Oct	Nov	Dec	Jan	Feb	Mar			
REC I(270001-270003)	245,352,999.00	-	-	-	-	-	-	-	-	-	-	-	-	-	-	-
REC II (1450001-145008)	714,979,128.00	-	-	-	-	-	-	-	-	-	-	-	-	-	-	-
REC III(14500011)	693,028,286.07	-	-	-	-	-	-	-	-	-	-	-	-	-	-	-
REC IV(145009)	785,805,484.50	-	-	-	-	-	-	104,774,000.00	-	-	-	-	66,480,000.00	-	-	143,191,000.01
REC V(1189637)	663,134,847.65	-	-	-	-	-	25,238,105.20	-	-	-	-	-	8,445,000.23	-	-	33,683,105.43
REC X (REC 5762)	18,172,000.00	-	-	-	-	-	-	-	-	-	-	-	12,083,000.33	-	-	12,083,000.33
REC XI (REC 5787)	121,382,979.05	-	-	-	-	-	-	-	-	-	-	-	-	-	-	-
REC 4365	77,085,000.00	-	-	-	-	-	-	-	-	-	-	-	-	-	-	-
REC 5011	18,815,475.00	-	-	-	-	-	-	-	-	-	-	-	-	-	-	-
REC 5531	36,379,350.00	-	-	-	-	-	-	-	-	-	-	-	-	-	-	-
REC 5533	30,257,500.00	-	-	-	-	-	-	-	-	-	-	-	-	-	-	-
REC 5534	22,493,800.00	-	-	-	-	-	-	-	-	-	-	-	-	-	-	-
REC 5072	31,851,465.00	-	-	-	-	-	-	-	-	-	-	-	-	-	-	-
REC 5763	-	-	-	-	-	-	-	-	-	-	-	-	-	34,857,000.00	-	34,857,000.00
REC 7085	-	-	-	-	-	-	-	-	-	-	-	-	-	46,184,150.00	-	46,184,150.00
REC 6410	69,648,600.00	-	-	-	-	-	-	-	-	-	-	-	-	-	-	-
SUB TOTAL	3,528,376,764.27	-	-	-	-	-	25,238,105.20	104,774,000.00	-	-	-	-	125,425,000.57	-	81,041,150.00	336,478,255.77
PFC (NABARD GAP FUNDING)09303001	1,148,007,900.00	-	-	-	-	-	-	-	-	-	-	-	50,000,000.00	-	26,792,100.00	76,792,100.00
PFC (CAPITAL R&M)(Loan No. 9303002)	240,186,180.00	-	-	-	-	-	-	-	-	-	-	-	-	-	-	-
PFC (COMPUTER LOAN)(9312001)	2,206,696.00	-	-	-	-	-	-	-	-	-	-	-	-	-	-	-
PFC (09303005)	-	-	-	-	-	-	-	-	-	-	-	-	-	13,061,482.00	-	13,061,482.00
PFC (09303006)	-	-	-	-	-	-	-	-	-	-	-	-	-	18,379,177.00	-	18,379,177.00
PFC (09303007)	-	-	-	-	-	-	-	-	-	-	-	-	-	31,331,876.00	-	31,331,876.00
PFC (09303008)	-	-	-	-	-	-	-	-	-	-	-	-	-	13,791,823.00	-	13,791,823.00
PFC (09303009)	-	-	-	-	-	-	-	-	-	-	-	-	-	3,977,408.00	-	3,977,408.00
PFC (09303010)	-	-	-	-	-	-	-	-	-	-	-	-	18,317,806.00	-	-	18,317,806.00
PFC (09303012)	-	-	-	-	-	-	-	-	-	-	-	-	53,299,400.00	-	-	53,299,400.00
PFC STL(9322003)	-	-	-	100,000,000.00	-	-	-	-	-	-	-	100,000,000.00	-	-	-	200,000,000.00
PFC STL(9322002)	130,000,000.00	-	-	-	-	-	-	-	-	-	-	-	-	-	-	-
SUB TOTAL	1,520,400,776.00	-	-	100,000,000.00	-	-	-	-	-	-	-	100,000,000.00	50,000,000.00	18,317,806.00	160,633,266.00	428,951,072.00
	1,390,400,776.00	-	-	-	-	-	-	-	-	-	-	-	-	-	-	228,951,072.00
ADB	602,955,000.00	-	-	-	-	-	-	-	-	-	-	-	-	-	-	-
SUB TOTAL	602,955,000.00	-	-	-	-	-	-	-	-	-	-	-	-	-	-	-
NABARD	188,320,000.00	-	-	-	-	-	-	-	-	-	-	-	-	-	-	-
SUB TOTAL	188,320,000.00	-	-	-	-	-	-	-	-	-	-	-	-	-	-	-
GRAND TOTAL	5,840,052,540.27	-	-	100,000,000.00	-	-	25,238,105.20	104,774,000.00	-	-	-	100,000,000.00	175,425,000.57	18,317,806.00	241,674,416.00	765,429,327.77
	5,107,097,540.27	-	-	-	-	-	-	-	-	-	-	-	-	-	-	565,429,327.77


SHRAWAN KUMAR SHARMA
 DIRECTOR (PROJECTS)
 POWER TRANSMISSION CORPORATION
 OF UTTARAKHAND LTD., DEHRADUN

POWER TRANSMISSION CORPORATION OF UTTARAKHAND LTD.
Details of loan during FY 2014-15 (upto 31/3/15)

Loan under scheme	Payments												Closing Balance as on 31st March, 2015 (in Rs.)	
	Apr	May	Jun	Jul	Aug	Sep	Oct	Nov	Dec	Jan	Feb	March		TOTAL
REC I(270001-270003)	-	-	-	-	-	-	-	-	-	-	-	122,696,449.00	122,696,449.00	122,696,450.00
REC II (1450001-145008)	12,884,500.00	-	-	-	-	-	79,013,072.00	-	-	25,118,200.00	-	-	117,015,772.00	597,963,356.00
REC III(14500011)	-	-	-	-	-	-	-	-	86,628,535.00	-	-	-	86,628,535.00	673,679,751.07
REC IV(145009)	-	78,580,544.00	-	-	-	-	-	-	-	-	-	-	78,580,544.00	850,415,890.51
REC V(1183637)	-	-	-	-	-	-	-	-	68,837,296.00	-	-	-	68,837,296.00	627,980,657.08
REC X (REC 5762)	-	-	-	-	-	-	-	-	-	-	-	-	-	30,255,000.35
REC XI (REC 5787)	-	-	-	-	-	-	-	-	-	-	-	-	-	124,332,979.05
REC 4365	-	-	-	-	-	-	-	-	-	-	-	-	-	77,085,000.00
REC 5011	-	-	-	-	-	-	-	-	-	-	-	-	-	18,815,475.00
REC 5531	-	-	-	-	-	-	-	-	-	-	-	-	-	36,379,350.00
REC 5533	-	-	-	-	-	-	-	-	-	-	-	-	-	30,257,500.00
REC 5534	-	-	-	-	-	-	-	-	-	-	-	-	-	22,493,800.00
REC 5072	-	-	-	-	-	-	-	-	-	-	-	-	-	31,853,465.00
REC 5763	-	-	-	-	-	-	-	-	-	-	-	-	-	34,857,000.00
REC 7085	-	-	-	-	-	-	-	-	-	-	-	-	-	46,184,150.00
REC 6410	-	-	-	-	-	-	-	-	-	-	-	-	-	69,648,600.00
SUB TOTAL	12,884,500.00	78,580,544.00	-	-	-	-	79,013,072.00	-	155,465,831.00	25,118,200.00	-	122,696,449.00	473,758,596.00	3,391,096,424.04

PFC (NABARD GAP FUNDING)09303001	-	-	-	-	-	-	-	-	-	-	-	-	-	1,274,800,000.00
PFL (LAP) AL R&M(Loan No. 9309002)	4,367,022.00	-	-	4,367,022.00	-	-	4,367,021.00	-	-	4,367,021.00	-	-	17,468,086.00	222,718,094.00
PFC (COMPUTER LOAN)(9812001)	315,242.00	-	-	315,243.00	-	-	315,242.00	-	-	315,243.00	-	-	1,260,970.00	945,326.00
PFC (09303005)	-	-	-	-	-	-	-	-	-	-	-	-	-	13,061,482.00
PFC (09303006)	-	-	-	-	-	-	-	-	-	-	-	-	-	18,379,377.00
PFC (09303007)	-	-	-	-	-	-	-	-	-	-	-	-	-	31,331,876.00
PFC (09303008)	-	-	-	-	-	-	-	-	-	-	-	-	-	13,791,823.00
PFC (09303009)	-	-	-	-	-	-	-	-	-	-	-	-	-	3,977,408.00
PFC (09303010)	-	-	-	-	-	-	-	-	-	-	-	-	-	13,317,306.00
PFC (09303012)	-	-	-	-	-	-	-	-	-	-	-	-	-	53,299,406.00
PFC STL(9322003)	-	-	-	-	-	-	-	-	-	16,237,886.00	16,407,031.00	16,577,938.00	49,222,855.00	150,777,145.00
PFC STL(9322002)	-	-	-	21,120,267.00	21,335,869.00	21,553,673.00	21,773,700.00	21,995,973.00	22,220,518.00	-	-	-	130,000,000.00	197,951,911.00
SUB TOTAL	4,682,264.00	-	-	25,802,532.00	21,335,869.00	21,553,673.00	26,455,963.00	21,995,973.00	22,220,518.00	20,920,150.00	16,407,031.00	16,577,938.00	18,729,056.00	1,600,622,792.00

ADB	-	-	-	-	-	-	-	-	-	-	-	-	-	602,955,000.00
SUB TOTAL	-	-	-	-	-	-	-	-	-	-	-	-	-	602,955,000.00

NABARD	-	-	-	-	-	-	-	-	100,000,000.00	-	-	88,320,000.00	188,320,000.00	-
SUB TOTAL	-	-	-	-	-	-	-	-	100,000,000.00	-	-	88,320,000.00	188,320,000.00	-

GRAND TOTAL	17,566,764.00	78,580,544.00	-	25,802,532.00	21,335,869.00	21,553,673.00	105,469,035.00	21,995,973.00	277,686,349.00	46,038,350.00	16,407,031.00	227,594,387.00	860,030,507.00	5,745,451,361.04
													680,807,652.00	4,991,719,216.04

Rs

efs

SHRAWAN KUMAR SHARMA
DIRECTOR (PROJECTS)
 POWER TRANSMISSION CORPORATION
 OF UTTARAKHAND LTD., DEHRADUN

Annexure-6

2	A	B	C	D	E	G		H		J	K	L	M
						POWER TRANSMISSION CORPORATION OF UTTARANCHAL LIMITED							
3	TRIAL BALANCE FOR THE FY 2014-15												
4	AG CODE	HEAD OF ACCOUNT	Opening As Per T.B 01/04/2014		During the year 2014-15		Provisional Entries of 2014-15		Total		Net Balance		
5			Dr	Cr	Dr	Cr	Dr	Cr	Dr	Cr			
6	1	2	3	4	5	6	7	8	9	10	11		
1283		FIXED ASSETS	12502879755.08	542330930.13	689190796.12	51671350.25	223525855.03	21580589.47	13,415,596,408.23	615,582,869.85	12,800,013,536.38		
1284	AG-10	PROVISION FOR DEPRECIATION ON FIXED ASSETS			27540.00	0.00	2919381.88	894116948.44	50,041,801.73	4,788,367,594.13	(4,738,325,792.40)		
1285	AG-12	CAPITAL WORK IN PROGRESS	47094879.85	3894250645.69	860018065.78	699752213.49	29344986.64	0.00	14,011,351,987.28	11,935,494,699.71	2,075,857,287.57		
1286	AG-14	Assets not in Use	13121988934.86	11235742486.22	30600.00	30600.00	0.00	0.00	33,299,784.30	33,299,784.30	-		
1287	AG-16	INVESTMENTS	33263184.30	8257210201.17	0.00	0.00	0.00	0.00	8,257,210,201.17	8,257,210,201.17	-		
1288	AG-20	MATERIAL STOCK & RELATED A/C	8257210201.17	14910407103.84	2062782246.86	1899735528.57	430231.86	850463.72	17,245,808,188.65	16,811,003,096.13	434,805,092.53		
1289	AG-22	RECEIVABLES AGAINST SUPPLY OF POWER	15182595709.93	10523603920.20	2467764015.56	2269228018.56	0.00	0.00	13,622,951,648.93	13,192,831,938.76	430,119,711.17		
1290	AG-23	CASH & BANK	11155187634.37	54819815620.24	8756396714.27	8323455857.17	0.00	0.00	63,595,356,223.04	62,943,271,277.41	652,084,945.63		
1291	AG-24	ADVANCE TO SUPPLIERS & CONTRACTORS (CAPITAL)	5242791063.13	4430663354.03	862775650.46	272382768.34	0.00	0.00	6,105,566,713.59	4,703,046,122.37	1,402,520,591.22		
1292	AG-25	ADVANCE TO SUPPLIERS & CONTRACTORS (O&M)	218643215.46	120029628.68	10654674.40	12725146.00	0.00	0.00	229,297,889.86	132,754,774.68	96,543,115.18		
1293	AG-26	OTHER LOANS & ADVANCES	397431119.04	34279248.00	234646500.00	503500.00	482327120.24	0.00	1,114,404,739.28	34,782,748.00	1,079,621,991.28		
1294	AG-27	SUNDRY RECEIVABLES	986238064.27	382329478.48	49236066.00	40321984.00	0.00	0.00	1,036,474,130.27	422,651,462.46	612,822,667.79		
1295	AG-28	INTER UNIT A/C FUEL	0.00	0.00	0.00	0.00	0.00	0.00	679,574,287.79	670,066,213.32	9,508,074.47		
1296	AG-30	INTER-UNIT ACCOUNT: MATERIAL	631115984.45	619867437.27	48458303.34	50198776.05	0.00	0.00	3,288,614,130.01	3,267,882,046.51	752,083.50		
1297	AG-31	INTER-UNIT ACCOUNT: REMITTANCE TO H/Q	3111880015.38	3111141048.73	156734114.63	156720997.78	0.00	0.00	1,500,228,815.44	1,497,920,453.90	2,308,361.54		
1298	AG-32	INTER-UNIT ACCOUNT: FUND TRANSFER FROM H/Q	1071646743.67	1070056016.13	428582071.77	427864437.77	0.00	0.00	17,224,537,091.00	17,173,712,851.00	50,824,240.00		
1299	AG-33	INTER-UNIT ACCOUNT: PERSONAL	15079433091.00	15011385851.00	2145104000.00	2162327000.00	0.00	0.00	1,238,151.50	4,637,186.70	(3,399,035.20)		
1300	AG-34	INTER-UNIT ACCOUNT: OTHER TRANSACTION ADJUSTMENTS	1231981.50	4631016.70	6170.00	6170.00	0.00	0.00	4,415,636,452.83	4,413,928,859.21	1,707,593.62		
1301	AG-35	LIABILITY FOR PURCHASE OF POWER	4206172468.37	4204464874.75	209463984.46	209463984.46	0.00	0.00	0.00	0.00	-		
1302	AG-36	LIABILITY FOR CAPITAL SUPPLIES/ CAPITAL WORKS	0.00	0.00	0.00	0.00	0.00	0.00	5,717,812,041.64	6,163,091,278.46	(445,279,236.82)		
1303	AG-37	LIABILITY FOR O&M	5327098203.71	5590567374.83	390713837.93	572523903.63	0.00	0.00	364,820,115.65	472,596,576.96	(107,776,463.31)		
1304	AG-38	SUPPLIES/WORKS	315378684.65	421864738.89	49441431.00	50731840.07	0.00	0.00	1,088,085,487.42	1,543,212,132.84	(455,126,645.42)		
1305	AG-39	STAFF RELATED PROVISIONS & LIABILITIES	906281991.92	1344100034.28	129110159.50	130837608.00	52693336.00	68274490.56	34,726,537,589.37	34,726,536,104.12	1,455.25		
1306	AG-40	LIABILITY FOR PAYMENTS	30659474414.23	30659472928.98	4067063175.14	4067063175.14	0.00	0.00	3,236,720,073.53	4,305,757,799.83	(1,069,037,726.30)		
1307	AG-41	OTHER LIABILITIES AND PROVISIONS	2420754066.96	3764210815.01	336358492.57	339532316.04	480607514.00	202014668.78	583,654,716.31	1,312,244,653.36	(728,589,937.05)		
1308	AG-42	DEPOSIT FOR ELECTRIFICATION, SERVICE CONNECTION ETC.	574310065.59	1035351140.36	-3733423.00	276893513.00	13078073.72	0.00	0.00	0.00	-		
1309	AG-43	SECURITY DEPOSIT FROM CONSUMERS	0.00	0.00	0.00	0.00	0.00	0.00	180,531.00	180,531.00	-		
1310	AG-44	PAYMENT DUE ON CAPITAL LIABILITIES	180531.00	180531.00	0.00	0.00	0.00	0.00	20,903,038.00	3,975,839,678.00	(3,954,936,640.00)		
1311	AG-45	CAPITAL LIABILITIES (OTHER THAN GOVT. LOANS)	20803038.00	302439678.00	0.00	951500000.00	0.00	0.00	5,127,877,251.00	10,873,328,615.41	(5,745,451,364.41)		
1312	AG-46	THAN GOVT. LOANS)	4267846744.00	10107899287.64	860030507.00	765429327.77	0.00	0.00	266,000.00	666,960,174.94	(1,888,007,313.36)		
1313	AG-47	FUNDS FROM STATE GOVT.	268000.00	1898273313.36	0.00	0.00	0.00	0.00	204,782,788.36	204,782,788.36	(537,822,616.79)		
1314	AG-48	(CONTRIBUTION, GRANTS, SUBSIDIES TOWARDS COST OF CAPITAL ASSETS)	824683723.21	1191704715.54	0.00	0.00	42276448.36	13078073.72	0.00	0.00	-		

SRIWAN KUMAR SHARMA
 Director
 Chief Executive Officer
 POWER TRANSMISSION CORPORATION OF UTTARANCHAL LIMITED

120

Contd.

POWER TRANSMISSION CORPORATION OF UTTARANCHAL LIMITED										
TRIAL BALANCE FOR THE FY 2014-15										
AG CODE	HEAD OF ACCOUNT	Opening As Per T.B 01/04/2014		During the year 2014-15		Provisional Entries of 2014-15		Total		Net Balance
		Dr	Cr	Dr	Cr	Dr	Cr	Dr	Cr	
1	2	3	4	5	6	7	8	9	10	11
								1,263,867,863.41	33,372,278.74	1,230,495,584.67
1318	AG-55	RESERVES (ACCUMULATED LOSSES)	1253867863.41	33372278.74	0.00	0.00	0.00	0.00		
1319	AG-57	RESERVE FUNDS	184352097.63	184352097.63	0.00	0.00	0.00	0.00	184,352,097.63	184,352,097.63
		REVENUE FROM SALE OF POWER						22,207,441.78	2,444,015,945.78	(2,421,808,504.00)
1320	AG-61		0.00	0.00	0.00	2444015945.78	22207441.78	0.00		
1321	AG-62	OTHER INCOME	0.00	0.00	126633505.86	150860545.36	0.00	863020053.24	126,633,505.86	1,013,880,598.60
1322	AG-65	Prior Period Income	0.00	0.00	0.00	0.00	0.00	0.00		
1323	AG-74	REPAIRS AND MAINTENANCE	0.00	0.00	167237006.88	1628559.00	2346000.00	2316000.00	169,583,006.88	3,944,559.00
1324	AG-75A	EMPLOYEES COST	0.00	0.00	640722163.10	141554426.00	72014064.56	52693336.00	712,736,227.66	194,247,764.00
1325	AG-75B	EMPLOYEES COST	0.00	0.00	0.00	0.00	0.00	0.00		
1326	AG-76A	ADMINISTRATION AND GENERAL EXPENSES	0.00	0.00	227213821.93	46805382.00	4651964.00	43062745.00	231,875,785.93	89,868,127.00
1327	AG-76B	ADMINISTRATION AND GENERAL EXPENSES	0.00	0.00	0.00	0.00	0.00	0.00		
1328	AG-77	DEPRECIATION	0.00	0.00	0.00	0.00	620550247.88	2919381.88	620,550,247.88	2,919,381.88
1329	AG-78	INTEREST AND OTHER FINANCE CHARGES	0.00	0.00	771226657.26	227333434.59	52721665.00	54535836.00	823,948,322.26	281,869,270.59
1330	AG-79	OTHER DEPOSITS TO REVENUE ACCOUNT	0.00	0.00	0.00	0.00	555481.86	0.00	555,481.86	
1331	AG-81	PROVISION FOR INCOME TAX FOR THE YEAR					116212774.00	0.00	116,212,774.00	
1332	AG-83	PRIOR PERIOD EXPENSES / LOSSES	0.00	0.00	209262.00	0.00	0.00	0.00	209,262.00	
1333										
1334		GRAND TOTAL	192651160978.93	192651160978.93	26743098110.82	26743098110.82	2218472586.82	2218472586.82	221,612,731,676.56	221,612,731,676.56
										(0.00)

SAO
(Acc#.)

SAO

DGM(CF)

GM(CF)

SHRAWAN KUMAR SHARMA
DIRECTOR (PROJECTS)
POWER TRANSMISSION CORPORATION
OF UTTARANCHAL LTD., DEHRADUN

POWER TRANSMISSION CORPORATION OF UTTARANCHAL LIMITED											
TRIAL BALANCE FOR THE FY 2014-15											
AG CODE	HEAD OF ACCOUNT		Opening As Per T.B		During the year 2014-15		Provisional Entries of 2014-15		Total		Net Balance
			01/04/2014		Dr	Cr	Dr	Cr	Dr	Cr	
1	2	3	4	5	6	7	8	9	10	11	
ACCOUNT GROUP : 10	FIXED ASSETS										
101	Land & Land under full title		42755437.08	0.00	0.00	1377000.00	0.00	0.00	42755437.08	1,377,000.00	41,378,437.08
102	Land held under lease		363672525.00	39067729.00	0.00	0.00	0.00	0.00	363,672,525.00	39,067,729.00	324,604,796.00
103	cost of land devl.on lease land		23346213.84	0.00	0.00	0.00	0.00	0.00	23,346,213.84	-	23,346,213.84
	Sub Total		429774175.92	39067729.00	0.00	1377000.00	0.00	0.00	429,774,175.92	40,444,729.00	389,329,446.92
207	Building containing Trans.Installation		279389706.02	5513647.45	3954866.86	360052.93	-360052.93	-360052.93	282,984,519.95	5,513,647.45	277,470,872.50
208	Buildings containing distribution installations		64958.00	0.00	0.00	0.00	0.00	0.00	64,958.00	-	64,958.00
211	Office building		205977632.12	496514.86	0.00	0.00	0.00	0.00	205,977,632.12	496,514.86	205,481,117.26
222	Residential colony for Staff		200334867.41	195514.44	0.00	0.00	145514.44	0.00	200,480,381.85	195,514.44	200,284,867.41
233	Other Buildings		16711081.87	0.00	0.00	0.00	0.00	0.00	16,711,081.87	-	16,711,081.87
	Sub Total		702478255.42	6205676.75	3954866.86	360052.93	-214538.49	-360052.93	706,218,583.79	6,205,676.75	700,012,907.04
301	Hydrolic works		7698.88	0.00	0.00	0.00	0.00	0.00	7,698.88	-	7,698.88
320	Plants & pipelines in residential colony		14752917.00	0.00	0.00	0.00	0.00	0.00	14,752,917.00	-	14,752,917.00
322	Dreaninage & Sewerage colony		181589.75	0.00	0.00	0.00	0.00	0.00	181,589.75	-	181,589.75
	Sub Total		14942203.83	0.00	0.00	0.00	0.00	0.00	14,942,203.83	-	14,942,203.83
401	Pucca Road		5592921.17	219809.82	0.00	0.00	0.00	187197.82	5,511,718.99	219,809.82	5,589,309.17
402	Kutcha Road		4774736.64	9801.00	0.00	0.00	0.00	0.00	4,774,736.64	9,801.00	4,764,935.64
	Sub Total		60704657.81	229610.82	0.00	0.00	0.00	187197.82	60,891,855.63	229,610.82	60,662,244.81
503	Turbine Generator Steam Power Gen. above		2104141.00	180,998,594.56	0.00	0.00	0.00	0.00	2,792,882,629.10	249,130,286.20	2,543,752,532.90
542	Other Transformers		16687115.82	0.00	0.00	0.00	0.00	0.00	16,687,115.82	-	16,687,115.82
543	Other transmission plants		2884249457.03	11913510.42	201977308.61	0.00	105479.77	0.00	3,086,332,245.41	11,913,510.42	3,074,418,734.99
	Repairs of Transformers 100KVA & above		34341568.00	0.00	0.00	0.00	0.00	0.00	34,341,568.00	-	34,341,568.00
561	Batteries including charging equipment		5052288.96	0.00	1072640.00	0.00	0.00	0.00	2,898,510.00	-	2,898,510.00
571	Lighting arresters		2898510.00	0.00	0.00	0.00	0.00	0.00	23,951,286.45	18,000.00	23,933,286.45
574	Communication Equipments		22867302.45	18000.00	1083984.00	0.00	0.00	0.00	17,291,712.50	-	17,291,712.50
577	Static Machine Tools & Equip		17291712.50	0.00	0.00	0.00	0.00	0.00	986,049.00	116,324.00	869,725.00
580	Air Conditioning Plant-Static		986049.00	0.00	0.00	0.00	0.00	0.00	0.00	0.00	0.00
581	Air Conditioning Plant-Portable		0.00	0.00	0.00	0.00	0.00	0.00	0.00	0.00	0.00
583	Refrerators & water coolers		955264.50	32050.00	49590.00	0.00	0.00	0.00	1,004,854.50	32,050.00	972,804.50
588	Meter Testing tools		0.00	0.00	0.00	0.00	0.00	0.00	0.00	0.00	0.00
589	Tools & Tackies		21618462.22	865383.00	9693870.07	2553734.31	-2553734.31	-2553734.31	28,758,597.86	865,383.00	27,893,214.86
599	Other Misc. Equipments		111238863.75	-356233.03	131392.32	3358000.00	0.00	0.00	111,370,256.07	3,001,766.97	108,368,489.10
	Sub Total		5618569990.19	193471304.96	351897293.73	44822803.31	154266810.87	26783222.33	6,124,734,094.79	285,077,330.60	5,859,656,764.19
601	Over Headlines above 66kv		5596201397.30	298053662.90	323758178.03	3014490.46	71323835.53	-2805129.23	5,991,283,410.66	296,263,024.13	5,693,020,386.72
	Over Headlines not exceeding 66 kv		0.00	0.00	0.00	0.00	0.00	0.00	10,204,380.86	-	10,204,380.86
602	Over Headlines		10204380.86	0.00	0.00	0.00	0.00	0.00	6,909,834.99	-	6,909,834.99
631	Metering Equipments		6909834.99	0.00	0.00	0.00	-37497.37	-37497.37	112,492.11	-	112,492.11
685	Misc. Equipments		112492.11	0.00	37497.37	0.00	0.00	0.00	8,058,319.44	89,000.00	7,969,319.44
	Sub Total		8052972.44	89000.00	5347.00	0.00	0.00	0.00	6,016,568,438.26	298,352,024.13	5,718,216,414.12
710	Trucks & Tempo		5621481077.70	298142662.90	323801022.40	3051987.83	71286338.16	-2842626.60	4,307,709.84	489,000.00	3,818,709.84
730	Jeep & Motorcars		4307709.84	489000.00	0.00	0.00	0.00	0.00	422,397.00	5,165,761.30	5,165,761.30
	Sub Total		5588158.30	422397.00	0.00	0.00	0.00	0.00	9,895,868.14	911,397.00	8,984,471.14
8	Furniture & Fixture		9895868.14	911397.00	0.00	0.00	0.00	0.00	27,312,206.49	1,315,716.13	25,996,490.36
	Sub Total		21870916.36	1315716.13	6686795.53	1245505.40	-1245505.40	-1245505.40	27,312,206.49	1,315,716.13	25,996,490.36
9	Office Equipments		21870916.36	1315716.13	6686795.53	1245505.40	-1245505.40	-1245505.40	5,744,711.35	27,800.00	5,716,911.35
902	Typewriters		5576658.36	27800.00	168053.00	0.00	0.00	0.00	1,384,094.42	-	1,384,094.42
905	Photo State Machine		1384094.42	0.00	0.00	0.00	0.00	0.00	85,554.00	-	85,554.00
906	Computers		811627.00	85554.00	97476.00	0.00	0.00	0.00	9,905,434.40	34,416.88	9,939,851.28
909	Others to be specified		9247168.40	931300.00	1298723.93	652574.78	-639457.93	-639457.93	7,314,636.47	1,986,614.57	5,328,021.84
	Sub Total		6143061.74	1942178.57	1286564.67	161426.00	-114990.00	-114990.00	25,258,979.58	3,026,385.42	22,232,594.17
	Sub Total		23162609.92	2986832.57	2850817.60	814000.78	-754447.93	-754447.93	4,418,596,406.23	61,682,869.85	4,356,913,536.38
TOTAL			1250287975.08	542330936.13	689190786.12	51671350.25	223525855.03	21580589.47	4,418,596,406.23	61,682,869.85	4,356,913,536.38

122

POWER TRANSMISSION CORPORATION OF UTTARANCHAL LIMITED											
TRIAL BALANCE FOR THE FY 2014-15											
AG CODE	HEAD OF ACCOUNT	Opening As Per T.B 01/04/2014		During the year 2014-15		Provisional Entries of 2014-15		Total		Net Balance	
		Dr	Cr	Dr	Cr	Dr	Cr	Dr	Cr		
1	2	3	4	5	6	7	8	9	10	11	
81	ACCOUNT GROUP : 12	PROVISION FOR DEPRECIATION ON FIXED ASSETS	0.00								
82	12	21 Land	2090303.79	43110043.98	0.00	0.00	0.00	10297433.00	2,090,303.79	53,407,476.98	(51,317,173.19)
85	12	222 Residential Colony for staff		0.00	0.00	0.00		322439.54		322,439.54	(322,439.54)
87	12	233 Other Building	0.00	236117389.78	0.00	0.00		23309944.96		259,427,334.76	(259,427,334.76)
88		Sub Total	2090303.79	279227433.76	0.00	0.00	0.00	33929817.53	2,090,303.79	313,157,251.29	(311,066,947.50)
89	12	32 Plants and Pipe Lines in Residential colony	0.00	0.00	0.00	0.00					
90	12	322 Drainage & Sewerage colony	0.00	0.00	0.00	0.00					
91		Sub Total	0.00	1219635.85	0.00	0.00	0.00	788948.35		2,008,584.20	(2,008,584.20)
92	12	401 Pucca Road		0.00	0.00	0.00		0.00			
93	12	402 Kutcha Road	0.00	0.00	0.00	0.00	0.00	0.00			
94		Sub Total	0.00	13167391.62	0.00	0.00	0.00	2394262.21		15,561,653.83	(15,561,653.83)
95	12	541 Transmission Plants		0.00	0.00	0.00		0.00			
96	12	542 Other Transformers	0.00	0.00	0.00	0.00					
97	12	543 Other transmission plants		0.00	0.00	0.00					
98	12	548 Repair of T/F 100 KVA & above	0.00	0.00	0.00	0.00					
99	12	549 Repair of Other T/Fs	0.00	0.00	0.00	0.00	0.00	0.00			
		Switch gear including cable connections		0.00		0.00		0.00			
100	12	561 Batteries including charging equipment	0.00	0.00	0.00	0.00	0.00	0.00			
101	12	563 Fabrication shop/ work shop Plant & equipments	0.00	0.00	0.00	0.00	0.00	0.00			
102	12	565 Lighting arresters	0.00	0.00	0.00	0.00	0.00	0.00			
103	12	567 Communication Equipments	0.00	0.00	0.00	0.00	0.00	0.00			
104	12	571 Static Machine Tools & Equip.	0.00	0.00	0.00	0.00	0.00	0.00			
105	12	574 Refrigerators & water coolers	0.00	0.00	0.00	0.00	0.00	0.00			
106	12	580 Meter Testing tools	0.00	0.00	0.00	0.00	0.00	0.00			
107	12	581 Tools & Tackles	0.00	0.00	0.00	0.00	0.00	0.00			
108	12	583 Other Misc. Equipments	0.00	0.00	0.00	0.00	0.00	0.00			
109	12	589	0.00	0.00	0.00	0.00					
110		Sub Total	25776886.32	2356365027.89	0.00	0.00	2606834.81	459345507.39	28,382,721.13	2,815,710,595.28	(2,787,327,814.15)
111	12	601 Over head lines		0.00	0.00	0.00					
112	12	602 Over head lines	0.00	0.00	0.00	0.00					
121	12	685 Misc. Equipments	0.00	0.00	0.00	0.00					
122		Sub Total	12353870.00	1219612964.25	0.00	0.00	0.00	394155814.83	12,353,870.00	1,613,768,779.08	(1,601,414,909.08)
123	12	710 Trucks & Tempo	0.00	0.00	0.00	0.00		0.00			
124	12	720 Buses including Minibuses	0.00	0.00	0.00	0.00	0.00	0.00			
125	12	730 Jeep & Motorcars	0.00	0.00	0.00	0.00	0.00	0.00			
126	12	740 Other Vehicles	0.00	0.00	0.00	0.00	0.00	0.00			
127		Sub Total	5742942.99	14288989.32	0.00	0.00	313547.07	853624.76	7,056,490.06	15,142,514.08	(8,086,024.02)
128	12	8 Furniture & Fixture	0.00	0.00	0.00	0.00	0.00	0.00			
129		Sub Total	22489.00	5086248.16	0.00	0.00	0.00	1365510.70	22,489.00	6,451,758.86	(6,429,269.86)
130	12	9 Office Equipments	0.00	0.00	0.00	0.00					
131	12	901 Calculators	0.00	0.00	0.00	0.00	0.00	0.00			
132	12	902 Typewriters	0.00	0.00	0.00	0.00					
137	12	909 Other to be specified	0.00	0.00	27540.00	0.00			27,540.00		27,540.00
138		Sub Total	108387.75	5282964.84	27540.00	0.00	0.00	1283662.67	135,927.75	6,566,517.51	(6,430,589.76)
139	12	10 Deposit work	0.00	0.00			0.00				
140		TOTAL	47094879.85	3894250645.69	27540.00	0.00	2919381.88	894116948.44	50,041,801.73	4,788,367,594.13	(4,738,325,792.40)

123

2

SHRAWAN KUMAR SHARMA
DIRECTOR (PROJECTS)
POWER TRANSMISSION CORPORATION
OF UTTARANCHAL LTD., P...

POWER TRANSMISSION CORPORATION OF UTTARANCHAL LIMITED											
TRIAL BALANCE FOR THE FY 2014-15											
Sl. No.	AG CODE	HEAD OF ACCOUNT	Opening As Per T.B 01/04/2014		During the year 2014-15		Provisional Entries of 2014-15		Total		Net Balance
			Dr	Cr	Dr	Cr	Dr	Cr	Dr	Cr	
1	2	3	4	5	6	7	8	9	10	11	
141	ACCOUNT	CAPITAL WORK IN PROGRESS	0.00	0.00							
142			0.00	0.00							
143	14	51 400 KV Lines	833443751.52	684608652.45	590870.93	0.00	0.00	0.00	834,034,722.45	684,608,652.45	149,426,070.00
144	14	52 T&D Works-220KV Lines	1710961749.38	1609464235.79	32099835.48	162937634.65	29344986.64	0.00	1,772,406,571.50	1,772,401,870.44	4,701.06
145	14	53 132 KV line	3245486369.55	2566720352.81	306606290.41	185289555.49	0.00	0.00	3,552,082,659.96	2,783,009,916.30	769,082,741.66
146	14	54 400 kv s/s	1980604957.57	1014770834.06	49310673.35	18509307.81	0.00	0.00	1,629,915,830.92	1,033,280,141.87	596,635,689.05
147	14	55 220 KV S/S	1152862805.59	1110601091.31	154067723.21	115209289.17	0.00	0.00	1,306,950,528.80	1,225,810,380.48	81,140,148.32
148	14	56 132 KV S/S	1873833723.98	1702124758.28	265653928.02	197429105.07	0.00	0.00	2,139,487,652.00	1,899,553,863.33	239,933,788.67
149	14	61 66 KV T&D works	33386231.15	3118840.16	0.00	0.00	0.00	0.00	33,386,231.15	31,188,440.16	2,197,790.99
150	14	62 33 KV Works	70605671.21	61827622.55	0.00	0.00	0.00	0.00	70,605,671.21	61,827,622.55	8,778,048.66
151	14	63 11 KV Rural	733520.40	0.00	0.00	0.00	0.00	0.00	733,520.40	-	733,520.40
152	14	64 11 KV Urban	0.00	0.00	0.00	0.00	0.00	0.00	-	-	-
153	14	65 LT Rural	503651.79	213478.00	0.00	0.00	0.00	0.00	503,651.79	213,478.00	290,173.79
158	14	72 R.E.C.Normal Works	119102656.41	111873198.04	3202689.21	3318310.21	0.00	0.00	122,305,345.62	115,191,508.25	7,113,837.37
165	14	81 Survey & Investigation	25197.39	1844.63	0.00	0.00	0.00	0.00	25,197.39	1,844.63	23,352.76
168	14	84 General Equip. not covered in any scheme	6667223.16	4631917.16	402562.00	402562.00	0.00	0.00	7,069,785.16	5,034,479.16	2,035,306.00
169	14	85 Others	122219551.77	110738081.06	564208.50	894766.43	0.00	0.00	122,783,760.27	111,630,797.49	11,152,962.78
170	14	86 S.T.W.(L.D.)	1957852.13	1957852.13	0.00	0.00	0.00	0.00	1,957,852.13	1,957,852.13	-
171	14	87 Pump Canal	446038.55	446038.55	0.00	0.00	0.00	0.00	446,038.55	446,038.55	-
172	14	89 Other Works (L.D.)	14557304.25	14203110.25	0.00	0.00	0.00	0.00	14,597,304.25	14,203,110.25	394,194.00
178	14	95 Railway	91226430.00	91226430.00	0.00	0.00	0.00	0.00	91,226,430.00	91,226,430.00	-
179	14	96 Others	877404520.71	799921975.34	33638459.19	4761672.66	0.00	0.00	911,042,979.90	804,693,648.00	106,359,331.90
180	14	97 Deposit Works	51940542.74	30524566.84	192401.48	0.00	0.00	0.00	52,132,944.22	30,524,566.84	21,608,377.38
181	14	99 Service.Connection above 11000 Volts	989524.28	0.00	0.00	0.00	0.00	0.00	989,524.28	-	989,524.28
182	14	208 33 KV Works	5500411.00	314987.80	0.00	0.00	0.00	0.00	5,500,411.00	314,987.80	5,185,423.20
183	14	211 Office Building	277386307.46	221845951.46	13688124.00	0.00	0.00	0.00	291,074,431.46	221,845,951.46	69,228,480.00
184	14	222 Residential Building	3858137.09	338836.09	0.00	0.00	0.00	0.00	3,858,137.09	338,836.09	3,519,301.00
185	14	847 Vehicle	0.00	0.00	0.00	0.00	0.00	0.00	-	-	-
186	14	848 Furniture & Fixture	0.00	0.00	0.00	0.00	0.00	0.00	-	-	-
187	14	849 Office Equipment	24524.30	0.00	0.00	0.00	0.00	0.00	24,524.30	-	24,524.30
188	14		0.00	0.00	0.00	0.00	0.00	0.00	-	-	-
189	14	Employee Cost Charged to CWMP	18054943.58	18054943.58	0.00	0.00	0.00	0.00	18,054,943.58	18,054,943.58	-
190	14	IDC/Interest on FDR	926333805.35	926333805.34	0.00	0.00	0.00	0.00	926,333,805.35	926,333,805.34	0.00
191	14	ADB	73850598.00	73850598.00	0.00	0.00	0.00	0.00	73,850,598.00	73,850,598.00	-
192	14	Govt. gurantee fee capitalised	27960934.56	27960934.56	0.00	0.00	0.00	0.00	27,960,934.56	27,960,934.56	(0.00)
193		TOTAL	13121988934.86	11235742486.22	860018065.78	699752213.49	29344986.64	0.00	14,011,351,987.28	11,935,494,699.71	2,075,857,287.57
200	ACCOUNT GROUP :16	ASSETS NOT IN USE	0.00	0.00							
201			0.00	0.00							
202	16	101 Land and Land Right	11909.34	11909.34	0.00	0.00	0.00	0.00	11,909.34	11,909.34	-
203	16	105 Plant & Machinery	25168060.96	25168060.96	0.00	0.00	0.00	0.00	25,168,060.96	25,168,060.96	-
204	16	106 Vehicles	0.00	0.00	0.00	0.00	0.00	0.00	-	-	-
205	16	107 Lines,cables, Networks ETC	7914310.00	7914310.00	0.00	0.00	0.00	0.00	7,914,310.00	7,914,310.00	-
206	16	109 office equipment	168904.00	168904.00	30600.00	30600.00	0.00	0.00	199,504.00	199,504.00	-
207		TOTAL	33263184.30	33263184.30	30600.00	30600.00	0.00	0.00	33,293,784.30	33,293,784.30	-
208			0.00	0.00							
209	ACCOUNT GROUP : 20	INVESTMENTS	0.00	0.00							
210			0.00	0.00							
211	20	280 Investment in forms of fixed deposits with Bank	8257210201.17	8257210201.17	0.00	0.00	0.00	0.00	8,257,210,201.17	8,257,210,201.17	-
212			0.00	0.00	0.00	0.00	0.00	0.00	-	-	-
216			0.00	0.00							
217		TOTAL	8257210201.17	8257210201.17	0.00	0.00	0.00	0.00	8,257,210,201.17	8,257,210,201.17	-

124

SRIWAN KUMAR SINGH
DIRECTOR (P&D)
POWER TRANSMISSION
UTTARANCHAL

POWER TRANSMISSION CORPORATION OF UTTARANCHAL LIMITED											
TRIAL BALANCE FOR THE FY 2014-15											
AG CODE	HEAD OF ACCOUNT	Opening As Per T.B 01/04/2014		During the year 2014-15		Provisional Entries of 2014-15		Total		Net Balance	
		Dr	Cr	Dr	Cr	Dr	Cr	Dr	Cr		
1	2	3	4	5	6	7	8	9	10	11	
218	ACCOUNT GROUP : 22	MATERIAL STOCK & RELATED A/C	0.00								
221	22	20 Stock Material (Capital)	5456364739.14	5434811175.87	566526815.92	592464804.59		6,022,891,555.06	6,027,275,980.46	(4,384,425.40)	
222	22	22 Stock Material (O&M)	569246750.39	569218894.48	51843070.77	53594669.27		621,089,821.16	622,813,563.75	(1,723,742.59)	
223		Sub Total	6025611489.53	6004030070.34	618369886.69	646059473.86	0.00	6,643,981,376.22	6,650,089,544.20	(6,108,167.98)	
224			0.00	0.00							
225	22	30 Material Issued (Capital)	2221583397.40	2204178062.66	226339312.10	226339312.10		2,447,922,709.50	2,430,517,374.96	17,405,334.54	
226	22	32 Material Issued (O&M)	505600559.22	518177843.64	49891552.75	51142148.00		555,492,111.97	569,319,991.64	(13,827,879.67)	
227	22	34 Material Issued to Contractors	706581226.11	727762201.11	248241087.26	248241087.26		954,822,313.37	976,003,286.37	(21,180,973.00)	
228	22	36 Material Issued by contractors	147716457.43	150373060.43	20404251.43	20404251.43		168,120,708.86	170,777,311.86	(2,656,603.00)	
229		Sub Total	3581481640.15	3600491168.04	544876203.54	546126798.79	0.00	4,126,357,843.70	4,146,617,968.83	(20,260,123.13)	
230			0.00	0.00							
231	22	40 Material Transferred inward (Capital)	489305827.40	518813174.71	48730175.69	49204422.69	0.00	538,036,003.09	568,017,597.40	(29,981,594.31)	
232	22	42 Material Transferred outward	486552035.57	450665690.91	49565721.34	48458303.34		538,117,757.01	499,123,994.25	38,993,762.76	
233			0.00	0.00							
234		Sub Total	977857853.07	969478865.62	98295897.03	97662726.03	0.00	1,076,153,760.10	1,067,141,591.65	9,012,168.45	
235	22	50 Material Adj. (Capital A/C)	168338650.65	145007792.36	44633657.20	44633093.40	0.00	213,002,217.85	189,660,885.76	23,341,332.09	
236	22	52 Material stock adjustment	35937999.25	35725359.25	3281923.48	3281923.48		39,219,922.73	39,007,282.73	212,640.00	
237		Sub Total	204276449.90	180733151.61	47945490.68	47935016.88	0.00	252,222,140.58	228,668,168.49	23,553,972.09	
238	22	60 Material Stock Account (Capital)	3341406847.81	3137677927.42	678311568.41	488551794.82	0.00	4,019,718,416.22	3,626,484,446.77	393,233,969.45	
239	22	62 Material Stock Account (O&M)	869983574.44	840152541.98	74983200.51	73399718.19	0.00	944,966,774.95	913,727,767.50	31,239,007.45	
240		Sub Total	4211390422.25	3977830469.40	753294768.92	561951513.01	0.00	4,964,685,191.17	4,540,212,214.27	424,472,976.90	
241	22	710 Workshop suspense- Material	88391420.14	85394085.94			0.00	88,391,420.14	85,394,085.94	2,997,334.20	
242			0.00	0.00							
243	22	720 Material issued to Fabricators	65952591.80	65952591.80	0.00	0.00	0.00	65,952,591.80	65,952,591.80	-	
244	22	760 Obsolete material stock Capital	1703854.50	1703854.50	0.00	0.00	254724.53	1,958,579.03	1,958,579.03	-	
245	22	760 A Obsolete material stock O&M	877536.64	877536.64	0.00	0.00	175507.33	1,053,043.97	1,053,043.97	-	
246	22	770 Scrap Material Account	24860372.80	23818192.80	0.00	0.00	0.00	24,860,372.80	23,818,192.80	1,042,180.00	
247	22	780 Transformers sent for repairs	94752.00	0.00				94,752.00		94,752.00	
248		Sub Total	181880527.88	177746261.68	0.00	0.00	430231.86	182,310,759.74	178,176,493.54	4,134,266.20	
249	22	810 Stock Excess Pending investigation	94417.15	94417.15	0.00	0.00	0.00	94,417.15	94,417.15	-	
250	22	830 Stock Shortage Pending investigation	2700.00	2700.00	0.00	0.00		2,700.00	2,700.00	-	
251			0.00	0.00	0.00	0.00					
252		Sub Total	97117.15	97117.15	0.00	0.00	0.00	97,117.15	97,117.15	-	
253	TOTAL		1518259709.93	14910407103.84	2062782246.86	1899735628.57	430231.86	860463.72	17,245,808,188.65	16,811,003,096.13	434,805,092.53
254	ACC OUN T	RECEIVABLES AGAINST SUPPLY OF POWER									
264	23	130 Sundry debtors for wheeling of power	9885962217.00	9696839122.00	2357328576.00	2127921220.00	0.00	12,243,280,793.00	11,824,760,342.00	418,530,451.00	
265	23	130BA Sundry debtors for wheeling of power (BHPL)(Component A)	159449923.18	150604222.94	29571428.00	30577307.00	0.00	189,121,351.18	181,481,529.94	7,639,821.24	
266	23	130BB Sundry debtors for wheeling of power (BHPL)(Component B)	36678448.93	3064753.00	1650000.00	46165480.00		53,178,449.93	49,230,233.00	3,948,216.93	
267	23	13B Sundry debtors for wheeling of Power (JPCL)	0.00	0.00	0.00	0.00					
268	23	13C Sundry debtors for wheeling of Power (SLDC)	0.00	0.00	0.00	0.00					
269		Sub Total	10062090590.11	9850508097.94	2403500004.00	2204964007.00	0.00	12,485,590,594.11	12,055,472,104.94	430,118,489.17	
292	23	610 Nepal	0.00	0.00	0.00	0.00					
293	23	614 Sundry Debtors for inter state sale of power (PTCL)	965000000.00	965000000.00	0.00	0.00	0.00	965,000,000.00	965,000,000.00	-	
294		Sub Total	965000000.00	965000000.00	0.00	0.00	0.00	965,000,000.00	965,000,000.00	-	
295	23	704 Sundry Debtors for Open Access Charges as per SLDC open access a/c	108097044.26	108095822.26	64264011.56	64264011.56	0.00	172,361,055.82	172,359,833.82	1,222.00	
299	TOTAL		11155187534.37	10923603920.20	2467764015.56	2269228018.56	0.00	13,622,951,649.93	13,192,692,581,968.76	430,119,711.17	

SHRAMAN KUMAR SHARMA

POWER TRANSMISSION CORPORATION OF UTTARANCHAL LIMITED

125

[Handwritten signature]

POWER TRANSMISSION CORPORATION OF UTTARANCHAL LIMITED											
TRIAL BALANCE FOR THE FY 2014-15											
AG CODE	HEAD OF ACCOUNT	Opening As Per T.B 01/04/2014		During the year 2014-15		Provisional Entries of 2014-15		Total		Net Balance	
		Dr	Cr	Dr	Cr	Dr	Cr	Dr	Cr		
1	2	3	4	5	6	7	8	9	10	11	
300	ACCOUNT GROUP : 24		0.00	0.00							
301	CASH & BANK		0.00	0.00							
302	24 110	Cash In Hands	28729335.18	28513049.70	7750976.00	7562623.00			36,480,311.18	36,075,672.70	404,638.48
303		Sub Total	28729335.18	28513049.70	7750976.00	7562623.00	0.00	0.00	36,480,311.18	36,075,672.70	404,638.48
304	24 210	Permanent Imprest with staff	1869048.00	1869048.00	27500.00	27500.00			1,896,548.00	1,896,548.00	-
305	24 220	Temporary imprest with Staff	81507188.49	81507188.49	10306507.00	10306507.00			91,813,695.49	91,813,695.49	-
306	24 260	Cash with S.D.O.'s	1647191.30	1647191.30	0.00	0.00			1,647,191.30	1,647,191.30	-
307		Sub Total	85023427.79	85023427.79	10334007.00	10334007.00	0.00	0.00	95,357,434.79	95,357,434.79	-
308	24 301	State Bank of India	308625974.00	298437043.00	30000000.00	36981173.00			338,625,974.00	335,418,216.00	3,207,758.00
308	24 302	Central Bank of India	0.00	0.00	0.00	0.00			-	-	-
310	24 303	Punjab National Bank	28142438343.69	27981531431.01	4240982468.04	3805892993.00			32,383,420,811.73	31,787,424,424.01	595,996,387.72
311	24 304	PNB Paltan Bazar	79967529.00	79967529.00	0.00	0.00			79,967,529.00	79,967,529.00	-
312	24 305	Corporation bank	10000.00	10000.00	0.00	0.00			10,000.00	10,000.00	-
313	24 307	PNB ADB Indra Nagar	1264272880.00	1264021855.00	0.00	0.00			1,264,272,880.00	1,264,021,855.00	251,025.00
314	24 308	PNB (SLDC MAIN A/C)			63545000.00	44245000.00			63,545,000.00	44,245,000.00	19,300,000.00
315	24 310	Treasuries	5000.00	5000.00	0.00	0.00			5,000.00	5,000.00	-
316	24 311	Earmarked Capital A/C - SBI	0.00	0.00	0.00	0.00			-	-	-
317	24 312	Earmarked Capital A/C - CBI	0.00	0.00	0.00	0.00			-	-	-
318	24 313	Earmarked Capital A/C - PNB	1282996.00	1282996.00	0.00	0.00			1,282,996.00	1,282,996.00	-
319	24 314	Earmarked Capital A/C - SYNB	0.00	0.00	0.00	0.00			-	-	-
320	24 315	Earmarked Capital A/C - BOB	0.00	0.00	0.00	0.00			-	-	-
321		Sub Total	29796602722.69	2962525854.01	4334527468.04	3887119166.00	0.00	0.00	34,131,130,190.73	33,512,375,020.01	618,755,170.72
322	24 401	State Bank of India	235888027.98	235888027.98	0.00	0.00			235,888,027.98	235,888,027.98	-
323	24 402	Central Bank of India	5530599.45	5530599.45	0.00	0.00			5,530,599.45	5,530,599.45	-
324	24 403	Punjab National Bank	9397445178.02	9349864442.65	2237563284.23	2252463821.17			11,635,008,462.25	11,602,329,263.82	32,680,198.43
325	24 403A	Punjab National Bank (service Tax)			3893979.00	3649040.00			3,893,979.00	3,649,040.00	244,939.00
326	24 404	Indian Oversease Bank	0.00	0.00	0.00	0.00			-	-	-
327	24 405	Bank of Baroda	0.00	0.00	0.00	0.00			-	-	-
328	24 406	ICICI Bank	0.00	0.00	0.00	0.00			-	-	-
329	24 407	UBI	300000000.00	300000000.00	0.00	0.00			300,000,000.00	300,000,000.00	-
330	24 411	Deposit Expen. Bank A/C	0.00	0.00	0.00	0.00			-	-	-
331	24 412	Service connection deposit work(EXP)	0.00	0.00	0.00	0.00			-	-	-
332	24 413	Consumers Refund - Exp. A/C	15000.00	15000.00	0.00	0.00			15,000.00	15,000.00	-
333		Sub Total	9938878805.45	9891298070.08	2241457263.23	2256112861.17	0.00	0.00	12,180,336,068.68	12,147,410,931.25	32,925,137.43
334	24 501	State Bank of India	0.00	0.00	0.00	0.00			-	-	-
335	24 502	Central Bank of India	0.00	0.00	0.00	0.00			-	-	-
336	24 503	Punjab National Bank	936000.00	936000.00	0.00	0.00			936,000.00	936,000.00	-
339		Sub Total	936000.00	936000.00	0.00	0.00	0.00	0.00	936,000.00	936,000.00	-
340	24 601	State Bank of India	1066125000.00	1066125000.00	0.00	0.00			1,066,125,000.00	1,066,125,000.00	-
341	24 602	Central Bank of India	0.00	0.00	0.00	0.00			-	-	-
342	24 603	Punjab National Bank	13922229220.66	13922229220.66	2162327000.00	2162327000.00	0.00	0.00	16,084,556,220.66	16,084,556,220.66	-
343	24 604	Syndicate Bank	435000.00	435000.00	0.00	0.00			435,000.00	435,000.00	-
344	24 605	Bank of Baroda	0.00	0.00	0.00	0.00			-	-	-
345		Sub Total	14988789220.66	14988789220.66	2162327000.00	2162327000.00	0.00	0.00	17,151,116,220.66	17,151,116,220.66	-
353		TOTAL	54838959508.77	54619815620.24	8756396714.27	8323455657.17	0.00	0.00	63,595,356,223.04	62,943,271,277.41	652,084,945.63

126

[Handwritten signature]

SHRAWAN KUMAR SHARMA
DIRECTOR (PROJECTS)
POWER TRANSMISSION CORPORATION
OF UTTARANCHAL LTD., DEHP

POWER TRANSMISSION CORPORATION OF UTTARANCHAL LIMITED										
TRIAL BALANCE FOR THE FY 2014-15										
AG CODE	HEAD OF ACCOUNT	Opening As Per T.B 01/04/2014		During the year 2014-15		Provisional Entries of 2014-15		Total		Net Balance
		Dr	Cr	Dr	Cr	Dr	Cr	Dr	Cr	
1	2	3	4	5	6	7	8	9	10	11
354	ACCOUNT GROUP : 25									
	ADVANCE TO SUPPLIERS & CONTRACTORS (CAPITAL)	0.00	0.00							
355		0.00	0.00							
356	25	1	Advance to Supp.(Int.Bearing)	314557975.97	119607307.00	77998195.00	98931208.93	392,556,170.97	218,538,515.93	174,017,655.04
357	25	5	Advance to Suppliers/Contractors	2118766330.21	1903554304.90	535771016.93	6935226.00	2,655,537,347.14	1,910,489,530.90	745,047,816.24
			Advance Payments to Store		2799449.00				2,799,449.00	
358	25	6	Organisation for Supply of Material	2799449.00		0.00	0.00			
			Contractors Materials Control Account		2404669825.13					
359	25	7		2806634839.95		248006438.53	166516333.41	0.00	3,054,641,278.48	2,571,186,158.54
360	25	8	Material transfer to UPCL	32468.00	32468.00	0.00	0.00		32,468.00	32,468.00
361				0.00	0.00					
362				0.00	0.00					
363			TOTAL	5242791063.13	4430663354.03	862775650.46	272382768.34	0.00	0.00	6,105,566,713.59
364	ACCOUNT GROUP : 26									
	ADVANCE TO SUPPLIERS & CONTRACTORS (O&M)	0.00	0.00							
365				0.00	0.00					
366	26	5	Advance To Suppliers/Contractors	192448408.39	115776434.78	9912951.00	12565416.00	202,359,359.39	128,341,850.78	74,017,508.61
367	26	7	Contractors materials control A/C	26196807.07	4253193.90	741723.40	159730.00	28,938,530.47	4,412,923.90	22,525,606.57
368				0.00	0.00					
369			TOTAL	218643215.46	120029628.68	10654674.40	12725146.00	0.00	0.00	229,297,889.86
370	ACCOUNT GROUP : 27									
	OTHER LOANS & ADVANCES	0.00	0.00							
372	27	101	House Building Advance	31304.00	29304.00	0.00	0.00	31,304.00	29,304.00	2,000.00
373	27	102	Scooter / Motorcycle Advance	0.00	0.00	0.00	0.00			
374	27	103	Car Advance	0.00	0.00	0.00	0.00			
375	27	104	Cycle Advance	370.00	370.00	0.00	0.00	370.00	370.00	
376			Sub Total	31674.00	29674.00	0.00	0.00	0.00	0.00	2,000.00
377	27	201	Pay Advance	24068.62	12100.00	0.00	0.00	31,674.00	29,674.00	11,968.62
378	27	202	T.A. Advance	2289263.05	2054919.00	51500.00	28500.00	2,340,763.05	2,083,419.00	257,344.05
379	27	203	T.T.A. Advance	115063.67	64350.00	0.00	0.00	115,063.67	64,350.00	50,713.67
380	27	204	Festival Advance	0.00	0.00	0.00	0.00			
381	27	205	Other Advances	1543556.80	277901.00	265000.00	475000.00	1,808,556.80	752,901.00	1,055,655.80
382	27	208		385000.00	385000.00	0.00	0.00	385,000.00	385,000.00	
383			Sub Total	4356952.14	2794270.00	316500.00	503500.00	0.00	0.00	1,375,682.14
384	27	3	Loans & advances to Licencees	0.00	0.00	0.00	0.00			
385	27	421	Income tax deducted from investment	20272.00	0.00	0.00	0.00	20,272.00		20,272.00
386	27	425	Receipts	360617145.80		234330000.00	0.00	594,947,145.80		594,947,145.80
387	27	8	Loans & Advances : Others	32405075.10	31455304.00	0.00	0.00	32,405,075.10	31,455,304.00	949,771.10
388	27	908	Other Receivables (MAT Credit)				113667237.00	113,667,237.00		113,667,237.00
389	27	909	Deferred Tax Asset				368659883.24	368,659,883.24		368,659,883.24
390			TOTAL	397431119.04	34279248.00	234646500.00	503500.00	482327120.24	0.00	1,114,404,739.28
391	ACCOUNT GROUP : 28									
	SUNDRY RECEIVABLES	0.00	0.00							
392				0.00	0.00					
393	28	103	Sundry Debtors for Sale of Stores	12002050.50	1376300.00	0.00	0.00	12,002,050.50	1,376,300.00	10,625,750.50
			Sundry Debtors for Rental from Property		423090.50				493,920.50	251,139.00
394	28	104		630412.50	0.00	114647.00	70830.00			
395			Sub Total	12632463.00	1799390.50	114647.00	70830.00	0.00	0.00	12,747,110.00
			Income Accrued & Due on Fund investment		827147.00				4,610,335.00	4,610,335.00
397	28	210		4610335.00	0.00	0.00	3783188.00			
398	28	220	Income Accrued & Due	0.00	0.00	0.00	0.00			
399	28	260	Interest Accrued & due on Staff Loans & Advances	0.00	0.00	0.00	0.00			

127

SHIVAN KUMAR
DIRECTOR (FD/60)
POWER TRANSMISSION
CORPORATION OF
UTTARANCHAL

POWER TRANSMISSION CORPORATION OF UTTARANCHAL LIMITED												
TRIAL BALANCE FOR THE FY 2014-15												
AG CODE	HEAD OF ACCOUNT	Opening As Per T.B 01/04/2014		During the year 2014-15		Provisional Entries of 2014-15		Total		Net Balance		
		Dr	Cr	Dr	Cr	Dr	Cr	Dr	Cr			
400	28	290	50135478.50	50135478.50	0.00	0.00			50,135,478.50	50,135,478.50	-	
401			54745813.50	50962625.50	0.00	3783188.00	0.00	0.00	54,745,813.50	54,745,813.50	-	
									32,398,696.30	32,398,696.30	-	
402	28	310	32398696.30	32398696.30	0.00	0.00	0.00	0.00	32,398,696.30	32,398,696.30	-	
405			32398696.30	32398696.30	0.00	0.00	0.00	0.00	32,398,696.30	32,398,696.30	-	
406	28	401A	11193666.17	10193131.18	3272911.00	3870978.00			14,466,577.17	14,064,109.18	402,467.99	
407	28	401B	11591.00	9591.00	0.00	0.00			11,591.00	9,591.00	2,000.00	
408	28	402	15893.00	5804.00	0.00	0.00			15,893.00	5,804.00	10,089.00	
409	28	411	30226.00	1850.00	0.00	0.00			30,226.00	1,850.00	28,376.00	
410			11251376.17	10210376.18	3272911.00	3870978.00	0.00	0.00	14,524,287.17	14,081,354.18	442,932.99	
411			0.00	0.00								
412	28	744	89663.00	0.00	0.00	0.00			89,663.00	-	89,663.00	
413			89663.00	0.00	0.00	0.00	0.00	0.00	89,663.00	-	89,663.00	
414	28	802	4670383.89	1867163.00	5510516.00	0.00			10,180,899.89	1,867,163.00	8,313,736.89	
415	28	809	35000.00	0.00	1030566.00	1017026.00			1,065,566.00	1,017,026.00	48,540.00	
416	28	810	31261149.00	20284737.00	78582.00	202962.00		0.00	31,339,731.00	20,487,699.00	10,852,032.00	
417	28	812	5915.00	0.00	0.00	0.00			6,915.00	-	6,915.00	
420	28	862	195765865.63	37531870.00	335175.00	0.00	0.00		196,101,040.63	37,531,870.00	158,569,170.63	
421	28	863 A	10000000.00	0.00	0.00	0.00			10,000,000.00	-	10,000,000.00	
422	28	871	732044.16	32468.00	0.00	0.00			732,044.16	32,468.00	699,576.16	
423	28	871A	4192551.62	0.00	0.00	0.00			4,192,551.62	-	4,192,551.62	
424	28	879			35116669.00	30000000.00			35,116,669.00	30,000,000.00	5,116,669.00	
425	28	890	614062200.00	222025000.00	0.00	0.00			614,062,200.00	222,025,000.00	392,037,200.00	
426			860726109.30	281741238.00	42071508.00	31219988.00	0.00	0.00	902,797,617.30	312,961,226.00	589,836,391.30	
428	28	914	971.00	971.00	0.00	0.00			971.00	971.00	-	
429	28	919	287345.00	216181.00	1377000.00	1377000.00		0.00	1,664,345.00	1,593,181.00	71,164.00	
430	28	920	14000000.00	5000000.00	2400000.00	0.00	0.00		16,400,000.00	5,000,000.00	11,400,000.00	
431	28	930	105627.00	0.00	0.00	0.00			105,627.00	-	105,627.00	
432			14393943.00	5217152.00	3777000.00	1377000.00	0.00	0.00	18,170,943.00	6,594,152.00	11,576,791.00	
433			986238064.27	382329478.48	49236068.00	40321984.00	0.00	0.00	1,035,474,130.27	422,651,462.48	612,822,667.79	
445			0.00	0.00								
460			0.00	0.00								
461			0.00	0.00								
462	31	01	628874072.45	615449237.78	48458303.34	50198776.05	0.00	0.00	677,332,375.79	665,648,013.83	11,684,361.96	
463	0	02090	1653468.00	-2081114.51	0.00	0.00			1,653,468.00	(2,081,114.51)	3,734,582.51	
464	31	02130	183110.00	0.00	0.00	0.00			183,110.00	-	183,110.00	
471	0	02	405334.00	6499314.00	0.00	0.00			405,334.00	6,499,314.00	(6,093,980.00)	
472			631115984.45	619867437.27	48458303.34	50198776.05	0.00	0.00	679,574,287.79	670,066,213.32	9,508,074.47	
473			0.00	0.00								
474	32	01	3111880015.38	3111141048.73	156734114.63	156720997.78	0.00	0.00	3,268,614,130.01	3,267,862,046.51	752,083.50	
479			3111880015.38	3111141048.73	156734114.63	156720997.78	0.00	0.00	3,268,614,130.01	3,267,862,046.51	752,083.50	

128

SIRAWAN KUMAR
DIRECTOR
POWER TRANSMISSION
CORPORATION
OF UTTARANCHAL

POWER TRANSMISSION CORPORATION OF UTTARANCHAL LIMITED										
TRIAL BALANCE FOR THE FY 2014-15										
AG CODE	HEAD OF ACCOUNT	Opening As Per T.B 01/04/2014		During the year 2014-15		Provisional Entries of 2014-15		Total		Net Balance
		Dr	Cr	Dr	Cr	Dr	Cr	Dr	Cr	
1	2	3	4	5	6	7	8	9	10	11
480	ACCOUNT GROUP : 33 INTER-UNIT ACCOUNT : REMITTANCE TO H/Q	0.00	0.00							
481		0.00	0.00							
482	33 01 Remittance to H.O	1071645743.67	1070056016.13	428582071.77	427864437.77			1,500,228,815.44	1,497,920,453.90	2,308,361.54
487	TOTAL	1071646743.67	1070056016.13	428582071.77	427864437.77	0.00	0.00	1,500,228,815.44	1,497,920,453.90	2,308,361.54
488	ACCOUNT GROUP : 34 INTER-UNIT ACCOUNT : FUND TRANSFER FROM H/Q	0.00								
489		0.00	0.00							
490	34 01 Transfer from HQ to Branch Expenditure A/C	15072594201.00	15004546961.00	2145104000.00	2162327000.00	0.00	0.00	17,217,698,201.00	17,166,873,961.00	50,824,240.00
494		0.00	0.00	0.00	0.00	0.00	0.00			
495	TOTAL	15072594201.00	15004546961.00	2145104000.00	2162327000.00	0.00	0.00	17,224,537,091.00	17,173,712,851.00	50,824,240.00
496	ACCOUNT GROUP : 36 INTER-UNIT ACCOUNT : PERSONAL	0.00	0.00							
497		0.00	0.00							
498	36 01 IUT Personal	166028.50	1521143.50	5000.00	5000.00			171,028.50	1,526,143.50	(1,355,115.00)
499	36 02 IUA Personal out of Zone	77507.00	82766.00	0.00	0.00			77,507.00	82,766.00	(5,259.00)
500		0.00	0.00	0.00	0.00					
503	36 02130 Transmission Zone	0.00	11829.00	0.00	0.00				11,829.00	(11,829.00)
504	36 02170	0.00	-7654.00	0.00	0.00				(7,654.00)	7,654.00
505	36 02270	0.00	71451.00	0.00	0.00				71,451.00	(71,451.00)
521	36 21 With in zone	539414.00	1292922.00	1170.00	1170.00			540,584.00	1,294,092.00	(753,508.00)
522	36 22 Out of zone	449032.00	1658559.20		0.00			449,032.00	1,658,559.20	(1,209,527.20)
523	0 0	0.00	0.00	0.00	0.00					
524		0.00	0.00	0.00	0.00					
525	TOTAL	1231981.50	4631016.70	6170.00	6170.00	0.00	0.00	1,238,151.50	4,637,186.70	(3,399,035.20)
526	ACCOUNT GROUP : 37 INTER-UNIT ACCOUNT : OTHER TRANSACTION ADJUSTMENTS	0.00	0.00							
527	37 01 IUT others within Zone	37318562.00	31453369.60	0.00	0.00			37,318,562.00	31,453,369.60	5,865,192.40
528	37 11 Irrigation (Deposit)	0.00	0.00	0.00	0.00					
529	37 12 Energy Charges	0.00	0.00	0.00	0.00					
530	37 15 Energy Charges	0.00	0.00	0.00	0.00					
531	37 19 Other not specified	61579910.00	61579910.00	186101015.53	186101015.53			247,680,925.53	247,680,925.53	
532	37 25 Electy. Duty	0.00	0.00	0.00	0.00					
533	37 29 Others Capital	49900.00	0.00	0.00	0.00			49,900.00		49,900.00
534	37 31 With in zone	4916669.00	9929342.60	3438150.00	3438150.00			8,354,819.00	13,367,492.60	(5,012,673.60)
535	37 32000	0.00	27000.00	0.00	0.00			27,000.00	26,084.54	915.46
542	37 32810 Nainital Zone	0.00	0.00	0.00	0.00					
546	37 291 Central payment on behalf of unit	758058352.00	758058352.00	0.00	0.00			758,058,352.00	758,058,352.00	
547	37 41 With in zone	3341958211.37	3342823608.01	19924818.93	19924818.93	0.00	0.00	3,361,883,030.30	3,362,748,426.94	(865,396.64)
548	37 42000	0.00	2263864.00	0.00	5139998.05			2,263,864.00	5,139,998.05	(2,876,134.05)
549	37 42130 Out of Zone	0.00	-4545790.05	0.00	0.00				(4,545,790.05)	4,545,790.05
550	37 42170	0.00	0.00	0.00	0.00					
558		0.00	0.00	0.00	0.00					
559	TOTAL	4206172468.37	4204464874.75	209463984.46	209463984.46	0.00	0.00	4,415,636,462.83	4,413,928,859.21	1,707,593.62
560		0.00	0.00							
591	ACCOUNT GROUP : 42 LIABILITY FOR CAPITAL SUPPLIES/ CAPITAL WORKS	0.00	0.00							
592		0.00	0.00							
593	42 101 Liabilities For Supply of Material-Capital	5323583036.71	5567916697.33	390713837.93	572523903.63			5,714,296,874.64	6,140,440,600.96	(426,143,726.32)
594		0.00	0.00	0.00	0.00					
595	42 102	0.00	3515167.00	22650677.50	0.00			3,515,167.00	22,650,677.50	(19,135,510.50)
596		0.00	0.00	0.00	0.00					
597	TOTAL	5323583036.71	5590567374.83	390713837.93	572523903.63	0.00	0.00	5,717,812,041.64	6,163,091,278.46	(445,279,236.82)

129

[Handwritten signature]

POWER TRANSMISSION CORPORATION OF UTTARANCHAL LIMITED

POWER TRANSMISSION CORPORATION OF UTTARANCHAL LIMITED										
TRIAL BALANCE FOR THE FY 2014-15										
AG CODE	HEAD OF ACCOUNT	Opening As Per T.B 01/04/2014		During the year 2014-15		Provisional Entries of 2014-15		Total		Net Balance
		Dr	Cr	Dr	Cr	Dr	Cr	Dr	Cr	
1	2	3	4	5	6	7	8	9	10	11
598	ACCOUNTS GROUP : 43	LIABILITY FOR D&M								
599		SUPPLIES/WORKS	0.00	0.00						
600	43	Liabilities For Supply of Material- Works	306172036.65	412658090.89	49441431.00	50731840.07			355,613,467.65	463,389,930.96
601	43	Sundry Creditors/Contractors Control								
602	43	A/C-(O & M.)	0.00	0.00	0.00	0.00			9,206,648.00	9,206,648.00
603	43	Provision for Liability for supply of Materials /Works (O&M)	9206648.00	9206648.00	0.00	0.00				
604		TOTAL	315378684.65	421864738.89	49441431.00	50731840.07	0.00	0.00	364,820,115.65	472,596,578.96
605	ACCOUNTS GROUP : 44	STAFF RELATED PROVISIONS & LIABILITIES	0.00							
606	44	110A Provision for Gratuity for EPF Employees	2865030.70	65673123.70	0.00	0.00	0.00	15287322.00	2,865,030.70	80,960,445.70
607	44	110B Provision for Gratuity for GPF Employees	1345401.00	1693478.00	122596.00	122596.00	348077.00	309860.00	1,816,074.00	2,125,934.00
608	44	111 HBA Adv.	288592.00	284948.00	0.00	0.00	0.00	0.00	288,592.00	284,948.00
609	44	112 Sc. Motor Cy. Adv.	338164.40	6554.00	0.00	0.00	0.00	0.00	338,164.40	6,554.00
610	44	113 Car Adv. Recovery	0.00	0.00	0.00	0.00				
611	44	115 Other Adv. Recovery	1904102.00	0.00	0.00	0.00			1,904,102.00	
612	44	116 Interest on HBA	0.00	0.00	0.00	0.00	0.00	0.00		
613	44	117 Interest on Sc. Adv.	0.00	0.00	0.00	0.00	0.00	0.00		
614	44	120 Provision For Pension	30881892.40	93256711.39	894430.00	894430.00	2539540.00	2260663.00	34,315,862.40	96,413,804.39
615	44	121 Liability towards Employees Contribution received from EPF commissioner			32606.00	52039.00			32,606.00	52,039.00
616	44	130 Provision for Salaries (Year end Provision)	0.00	0.00	0.00	0.00			96,727,467.47	138,162,095.98
617	44	130A Provision for Salaries (Year end Provision)	96727467.47	138182096.98	0.00	0.00	0.00	0.00	138,287,896.97	318,025,621.48
618		Sub Total	134350649.97	299098911.48	1049632.00	1069065.00	2887617.00	17857845.00	138,287,896.97	318,025,621.48
619	44	210 Unpaid Salaries	435150.50	435150.50	0.00	0.00			435,150.50	435,150.50
620		Sub Total	435150.50	435150.50	0.00	0.00	0.00	0.00	435,150.50	435,150.50
621	44	310 Net Salary Payable	105614000.00	135622000.00	0.00	0.00	30008000.00	32298000.00	135,622,000.00	167,920,000.00
622	44	340 Provision for Leave Encash	63136000.00	262838831.44	0.00	0.00	0.00	0.00	80,406,000.00	278,231,008.00
623		Sub Total	168750000.00	398460831.44	0.00	0.00	47278000.00	47690176.56	216,028,000.00	446,151,008.00
624	44	401 Income Tax Deducted at Source	134334503.00	136199190.00	27240955.00	27241995.00			161,575,458.00	163,441,185.00
625	44	402 Employees Provident Fund (Empl. Share)	108120156.00	115496291.50	29058766.00	29058843.00			137,178,922.00	144,555,134.50
626	44	403 Employees Family Pension (Board's Share)	35348.90	53084.60	0.00	0.00			35,348.90	53,084.60
627	44	404 Employees Provident Fund (Board's Share)	10221034.58	26962304.90	0.00	0.00	2297984.00	2507063.00	12,519,018.58	29,469,387.90
628	44	405 Employee family pension (Employer's Share)	296826.00	453876.50	0.00	0.00	0.00	0.00	296,826.00	453,876.50
629	44	406 Life Insurance Premium	10973616.10	12056797.65	1207235.00	1207235.00	0.00	0.00	12,180,851.10	13,262,972.65
630	44	407 C.I.S. Linked Deposit schemes	10986316.62	11699021.95	2555312.50	2555317.00	0.00	0.00	13,541,629.12	14,254,338.95
631	44	410 Other misc. Recoveries Payable	141021147.47	147997208.73	37389962.00	37391026.00	229735.00	219386.00	178,640,844.47	185,607,620.73
632	44	411 Liability for Recovery against House Rent	1339495.83	1448568.83	13600.00	13600.00	0.00	0.00	1,363,095.83	1,462,168.83
633	44	412 Liability for Recovery against Electricity Charges & Duty CM Relief fund	8477289.94	14320523.94	71590.00	1733329.00	0.00	0.00	8,548,879.94	16,053,852.94
634	44	413	1719952.00	1719952.00	0.00	0.00	0.00	0.00	1,719,952.00	1,719,952.00
635		Sub Total	427525686.45	468405760.60	97537420.50	99201345.00	2527719.00	2726469.00	527,590,825.95	570,369,574.60
636	44	501 G.I.S. Claims	3217178.00	3217178.00	735766.00	779857.00			3,952,944.00	3,952,944.00
637	44	509 Other Claims	5843136.00	6177920.26	0.00	0.00			5,843,136.00	6,177,920.26

130

SARAVAN KUMAR
DIRECTOR (F)

POWER TRANSMISSION CORPORATION OF UTTARANCHAL LIMITED												
TRIAL BALANCE FOR THE FY 2014-15												
AG CODE	HEAD OF ACCOUNT	Opening As Per T.B 01/04/2014		During the year 2014-15		Provisional Entries of 2014-15		Total		Net Balance		
		Dr	Cr	Dr	Cr	Dr	Cr	Dr	Cr			
1	2	3	4	5	6	7	8	9	10	11		
638 44 510		1200.00	150.00	0.00	0.00			1,200.00	150.00	1,050.00		
639	Sub Total	9061514.00	9394648.26	735766.00	779857.00	0.00	0.00	9,797,280.00	10,174,505.26	(377,225.26)		
640 44 601	Staff Reserve fund - Officers	0.00	0.00	0.00	0.00			-	-	-		
641 44 602	Staff Reserve fund - SE-MES	0.00	0.00	0.00	0.00			-	-	-		
642 44 603	Staff Reserve fund - Ministerial	0.00	0.00	0.00	0.00			-	-	-		
643 44 604	Staff Reserve fund - Operating	0.00	0.00	0.00	0.00			-	-	-		
644 44 605	Staff Reserve fund - iv th class	0.00	0.00	0.00	0.00			-	-	-		
	Staff Reserve fund - Account											
645 44 606	Personal	0.00	0.00	0.00	0.00			-	-	-		
646 44 610	Staff Reserve fund - Officers	166158991.00	168304732.00	29787341.00	29787341.00			195,946,332.00	198,092,073.00	(2,145,741.00)		
647	Sub Total	166158991.00	168304732.00	29787341.00	29787341.00	0.00	0.00	195,946,332.00	198,092,073.00	(2,145,741.00)		
648	TOTAL	906281991.92	1344100034.28	129110159.50	130837608.00	52693336.00	68274490.56	1,088,085,487.42	1,543,212,132.84	(455,126,645.42)		
649	ACCOUNT GROUP : 45											
	LIABILITY FOR PAYMENTS	0.00	0.00									
650		0.00	0.00									
651 45 1	Liabilities for Salaries & Wages	2091783485.66	2091783485.66	368963885.50	368963885.50			2,460,767,371.16	2,460,767,371.16	-		
652 45 2	Liabilities for Other establishment bill & payment through interest	396213453.45	397216562.06	34719332.10	34719332.10			430,932,785.55	431,935,914.16	(1,003,128.61)		
653 45 3	Liabilities for Stores & Services bills	28171477475.12	28170472881.26	3663259957.54	3663259957.54			31,834,837,432.66	31,833,832,818.50	1,004,613.86		
654 0 0		0.00	0.00	0.00	0.00			-	-	-		
655		0.00	0.00									
656	TOTAL	30659474414.23	30659472928.98	4067063175.14	4067063175.14	0.00	0.00	34,726,537,589.37	34,726,536,104.12	1,485.25		
657	ACCOUNTS GROUP : 46											
	OTHER LIABILITIES AND PROVISIONS	0.00	0.00									
658		0.00	0.00									
659 46 101	Securities Deposits in Cash	209716523.79	253481265.07	7992999.00	9406668.00			217,709,522.79	262,887,933.07	(45,178,410.28)		
660 46 102	Securities Deposits other than in cash- Capital Suppliers/Contractor	31925036.00	40274464.25	568517.00	971743.13			32,494,553.00	41,246,207.38	(8,751,654.38)		
661 46 103	Earnest Money Deposit - Capital	26875239.10	34965418.78	3395500.00	5517196.00			30,270,739.10	40,482,614.78	(10,211,875.68)		
662 46 104	Retention Money From Suppliers / Contractors- Capital	779389610.84	120622232.78	163345450.38	150153700.99			942,735,061.22	1,356,375,933.77	(413,640,872.55)		
663 46 121	Security Deposits in cash- (O&M)	4271762.68	5753196.00	1170347.00	3629571.00			5,442,109.68	9,382,769.00	(3,940,659.32)		
664 46 122	Securities Deposit other than in cash- (O & M) suppliers/Contractor	24419934.50	41546314.82	494789.00	772222.00			24,914,723.50	42,318,536.82	(17,403,813.32)		
665 46 123	Earnest Money Deposit - (O&M)	39078.00	67078.00	0.00	827500.00			39,078.00	894,578.00	(855,500.00)		
	Retention Money From Suppliers / Contractors- (O&M)	48657.00	10613192.00	32143.00	605896.00			80,800.00	11,219,090.00	(11,138,290.00)		
666 46 124	Contractors- (O&M)	48657.00	10613192.00	32143.00	605896.00			80,800.00	11,219,090.00	(11,138,290.00)		
667	Sub Total	1076685841.91	1592923163.70	177000745.38	171884499.12	0.00	0.00	1,263,686,587.29	1,764,807,662.82	(511,121,075.53)		
668 46 2	Other Deposits- Payable	20.00	34635911.50	0.00	0.00			20.00	34,635,911.50	(34,635,891.50)		
669	Sub Total	20.00	34635911.50	0.00	0.00	0.00	0.00	20.00	34,635,911.50	(34,635,891.50)		
670 46 300	E.D.& other levies payable to govt.	0.00	0.00	0.00	0.00			-	-	-		
671 46 301		0.00	0.00	0.00	0.00			-	-	-		
672	Sub Total	0.00	0.00	0.00	0.00	0.00	0.00	-	-	-		
673 46 430	Provision For Liability for Expenses	206239755.52	307649554.53	0.00	4823640.00	99914581.00	63594453.00	306,154,336.52	376,067,647.53	(69,913,311.00)		
674	Sub Total	206239755.52	307649554.53	0.00	4823640.00	99914581.00	63594453.00	306,154,336.52	376,067,647.53	(69,913,311.00)		
675 46 521	Liability For IUT - Material with in zone	688736076.03	688580754.04	46872571.05	48471419.12	0.00	0.00	737,608,647.08	737,052,173.16	556,473.92		
676 46 522	Liability For IUT -Material out of zone	51045263.43	52910151.43	0.00	0.00			51,045,263.43	52,910,151.43	(1,864,888.00)		
677 46 531	IUT Fixed Assets			6079115.01	6079115.01			6,079,115.01	6,079,115.01	-		
678 46 541	IUT Cash with in zone	12435702.54	23653025.67	11217323.13	0.00			23,653,025.67	23,653,025.67	-		
679 46 542	IUT Cash out of zone	3167822.00	-9291976.13	-11217323.13	0.00			(8,049,701.13)	(9,291,976.13)	1,242,275.00		
680 46 563		0.00	0.00	0.00	0.00			-	-	-		
681 46 564		0.00	0.00	0.00	0.00			-	-	-		
682 46 567		0.00	0.00	0.00	0.00			-	-	-		
683 46 568		0.00	0.00	0.00	0.00			-	-	-		
684	Sub Total	755384664.00	75851955.01	54951686.06	54550534.13	0.00	0.00	810,336,350.06	810,336,350.06	-		

131

AN KUMAR
 DIRECTOR
 CFO
 9/5

POWER TRANSMISSION CORPORATION OF UTTARANCHAL LIMITED												
TRIAL BALANCE FOR THE FY 2014-15												
AG CODE	HEAD OF ACCOUNT	Opening As Per T.B 01/04/2014		During the year 2014-15		Provisional Entries of 2014-15		Total		Net Balance		
		Dr	Cr	Dr	Cr	Dr	Cr	Dr	Cr			
1	2	3	4	5	6	7	8	9	10	11		
685	46	6	Amount owing to Licensees	0.00	0.00	0.00	0.00					
686			Sub Total	0.00	0.00	0.00	0.00	0.00	0.00			
687	46	710	Interest Accrued but not due on borrowings	23655186.20	23655186.20	0.00	0.00	0.00	0.00	23,655,186.20		
688			Sub Total	23655186.20	23655186.20	0.00	0.00	0.00	0.00	23,655,186.20		
689	46	910	State Cheques	0.00	0.00	0.00	0.00					
690	46	917		0.00	0.00	0.00	0.00					
691	46	920	Security Deposits from Employees	108917.00	3927.00					108,917.00		
692	46	922		38575.00	38575.00	0.00	0.00	0.00	0.00	38,575.00		
693	46	924	Income Tax Deducted at source on payments to Contractors	99628302.42	99573864.42	12168879.00	12885661.00	0.00	0.00	111,797,181.42		
694	46	925		7677738.00	7951436.00	19475189.00	20001106.00	0.00	0.00	27,952,542.00		
695	46	926	Liabilities For Payment CST	0.00	-228.00	0.00	0.00	0.00	0.00	(228.00)		
695	46	927	Liabilities For Payment-State Sale Tax/Trade Tax	41388473.75	41476341.25	2273614.00	2266163.00	0.00	0.00	43,662,087.75		
697	46	928	Liabilities For State sales Tax recovered from work contract bills	52655880.50	53086916.00	12487413.00	14254446.00	0.00	0.00	65,143,293.50		
698	46	929		0.00	0.00	0.00	0.00	0.00	0.00			
699	46	931	Liability for Missed Cheques	317465.00	315915.00	0.00	1956.00	0.00	0.00	317,465.00		
			Amount Payable to other SE.Bs./State Govt./Local Bodies	27540.00	19740.00	0.00	0.00			27,540.00		
700	46	936	Royalty to State Govt. on extra state sale of power	0.00	0.00	0.00	0.00			19,740.00		
701	46	938	Payable to Tata Motor's	0.00	106229.56	0.00	0.00			106,229.56		
702	46	950	Payable to UPCL	13366809.00	102117638.62	21884297.13	23748069.79	22207441.78	35,250,906.13	148,073,350.19		
703	46	959	Payable to SLDC	0	0	35116669.00	35116669.00			35,116,669.00		
704	46	960	Liability against misc. capital advances which could not be recovered from contractors/suppliers	18980000	37960000	0.00	0.00			18,980,000.00		
705	46	971	UPCL payable	123593613.00	288466255.00	0.00	-428.00	0.00	0.00	123,593,613.00		
706	46	980	IUT Adjustment Payable Account (AG Head- 31, 32, 37)	0.00	24107608.89	0.00	0.00			24,107,608.89		
707	46	980A	Payable to UPCL against Open Access Charges by SLDC	1005485.65	1005486.33	0.00	0.00			1,005,485.65		
708	46	980B	Liabilities for MAT (Minimum Alternate Tax)		12572206.00			116212774.00		126,784,980.00		
709	46	820	Liabilities for DTL (Deferred Tax Liability)		380692933.00			380692933.00		380,692,933.00		
710	46	821	Sub Total	358788599.32	1049495044.07	103406061.13	108273642.79	380692933.00	138420215.78	842,887,593.45		
711			TOTAL	2420754066.96	3764210815.01	335358492.57	339532316.04	480607514.00	202014668.78	3,236,720,073.53		
712			DEPOSIT FOR ELECTRIFICATION, SERVICE CONNECTION ETC.							4,305,757,799.83		
713			DEPOSITS FOR ELECTRIFICATION OF INDUSTRIAL ESTATES	0.00	0.00							
714			Deposits for Electrification of Industrial Estates	2685011.00	2685011.00	0.00	0.00			2,685,011.00		
715	47	2	Deposit For Low or medium Volt. Service connections	2685011.00	2685011.00	0.00	0.00	0.00	0.00	2,685,011.00		
716	47	301	Sub Total	5370022.00	5370022.00	0.00	0.00	0.00	0.00	5,370,022.00		
717			Local Bodies	1562972.50	1562972.50	0.00	0.00			1,562,972.50		
723	47	406	Jal Sansthan	413629.45	413629.45	0.00	0.00			413,629.45		
724	47	407	Avas Vikas Parishad(ardh kumbh)	0.00	0.00	0.00	0.00					
725	47	408	Defence	0.00	0.00	0.00	0.00					
726	47	409	Railway Deposits For Electrification	67448473.00	117598473.00	0.00	92604458.00	0.00	0.00	67,448,473.00		
727	47	410	Others	469269968.64	857609922.41	-3733423.00	184289055.00	13078073.72	0.00	478,614,619.36		
728	47	411	SDCUL	30245000.00	30245000.00	0.00	0.00	0.00	0.00	30,245,000.00		
729	47	412	Deposits For S.C. of 11000 volts & above	0.00	2827274.00	0.00	0.00			2,827,274.00		
730	47	417		0.00	19723847.00	0.00	0.00			19,723,847.00		
731	47	418	Sub Total	568940043.59	1029981118.36	-3733423.00	276893513.00	13078073.72	0.00	578,264,694.31		
732			Deposits received against Burnt Meters	0.00	0.00	0.00	0.00					
733	47	60		0.00	0.00	0.00	0.00					

132

8

ATTESTED BY
CHIEF ACCOUNTANT

POWER TRANSMISSION CORPORATION OF UTTARANCHAL LIMITED												
TRIAL BALANCE FOR THE FY 2014-15												
AG CODE	HEAD OF ACCOUNT	Opening As Per T.B 01/04/2014		During the year 2014-15		Provisional Entries of 2014-15		Total		Net Balance		
		Dr	Cr	Dr	Cr	Dr	Cr	Dr	Cr			
1	2	3	4	5	6	7	8	9	10	11		
734		0.00	0.00	0.00	0.00							
735	TOTAL	574310065.59	1035351140.36	-3733423.00	276893513.00	13078073.72	0.00	583,654,716.31	1,312,244,653.36	(728,589,937.05)		
753	DUNTS GROUP	0.00	0.00									
754		0.00	0.00									
760	49 4 Capital Exp. Provision	0.00	0.00	0.00	0.00							
761	49 5 Provision for O&M Member	180531.00	180531.00	0.00	0.00		0.00	180,531.00	180,531.00			
762	49 9	0.00	0.00	0.00	0.00							
763		0.00	0.00	0.00	0.00							
764	TOTAL	180531.00	180531.00	0.00	0.00	0.00	0.00	180,531.00	180,531.00			
765		0.00	0.00									
776	ACCOUNT GROUP : 52 CAPITAL LIABILITIES (OTHER THAN GOVT. LOANS)	0.00	0.00									
777		0.00	0.00	0.00	0.00							
778	52 601 Share Capital	20903038.00	3024339678.00	0.00	951,500,000.00		0.00	20,903,038.00	3,975,839,678.00	(3,954,936,640.00)		
779	52 602 Share Deposit	0.00	0.00	0.00	0.00							
780	TOTAL	20903038.00	3024339678.00	0.00	951,500,000.00	0.00	0.00	20,903,038.00	3,975,839,678.00	(3,954,936,640.00)		
781	ACCOUNT GROUP : 53 CAPITAL LIABILITIES (OTHER THAN GOVT. LOANS)	0.00	0.00		0.00							
782	53 3 Loan from REC	1966567071.00	5494943835.64	473758596.00	336478255.77			2,440,325,667.00	5,831,422,091.41	(3,391,096,424.41)		
783	53 4 Nabard	2261319000.00	2449639000.00	186320000.00	0.00			2,449,639,000.00	2,449,639,000.00			
784	53 7 Loan from PFC	39960673.00	1560361452.00	197951911.00	428951072.00			237,912,584.00	1,969,312,524.00	(1,751,399,940.00)		
785	53 9 Loan from ADB	0.00	502955000.00	0.00	0.00				602,955,000.00	(602,955,000.00)		
786	TOTAL	4267846744.00	10107899287.64	860030507.00	765429327.77	0.00	0.00	5,127,877,251.00	10,873,328,615.41	(5,745,451,364.41)		
787	ACCOUNT GROUP : 54 FUND FROM STATE GOVT.	0.00	0.00									
788		0.00	0.00									
789	54 220 Loan from State Govt. (Diff of Opening Balance)	0.00	1888140313.36	0.00	0.00				1,888,140,313.36	(1,888,140,313.36)		
790	54 221 Distt. Plan	0.00	0.00	0.00	0.00							
791	54 222 State Plan	266000.00	133000.00	0.00	0.00		0.00	266,000.00	133,000.00	133,000.00		
796	TOTAL	266000.00	1888273313.36	0.00	0.00	0.00	0.00	266,000.00	1,888,273,313.36	(1,888,007,313.36)		
797	ACCOUNT GROUP : 55 CONTRIBUTION, GRANTS, SUBSIDIES TOWARDS COST OF CAPITAL ASSETS	0.00	0.00									
798		0.00	0.00									
799	55 101 Consumers contributions for service Connections	0.00	0.00	0.00	0.00			351,110.00	505,742,104.36	(505,390,994.36)		
800	55 102 Contributions for Deposit Works	351110.00	492664030.64	0.00	0.00		13078073.72					
801	55 103 Other capital Receipt	0.00	133000.00	0.00	0.00				133,000.00	(133,000.00)		
802	55 104 System Loading Charges	0.00	0.00	0.00	0.00							
803	55 105 Priority Charges	0.00	0.00	0.00	0.00							
804	55 2 Subsidies towards cost of capital	0.00	0.00	0.00	0.00							
805	55 301 Grant towards kotir Jyoti received from REC	66274000.00	66274000.00	0.00	0.00		0.00	66,274,000.00	66,274,000.00			
806	55 302 Grants towards APDP	0.00	0.00	0.00	0.00							
807	55 303 Grants towards MNP	0.00	0.00	0.00	0.00							
808	55 304 Depreciation on deposit work adjusted	231290252.21	0.00	0.00	0.00		42276448.36	273,566,700.57		273,566,700.57		
809	55 305 Grants kumbh mela Govt. Grants kumbh mela Vikas	0.00	0.00	0.00	0.00		0.00					
810	55 102 Pradhikaran	0.00	0.00	0.00	0.00		0.00					
811	55 309 Govt. Grant others	326766361.00	632633664.00	0.00	0.00		0.00	326,766,361.00	632,633,664.00	(305,865,323.00)		
812	TOTAL	624683723.21	1191704714.64	0.00	0.00	42276448.36	13078073.72	666,980,171.57	1,204,782,788.36	(537,822,616.79)		

133

SHRI AN KUMAR
OF UTTARANCHAL

POWER TRANSMISSION CORPORATION OF UTTARANCHAL LIMITED												
TRIAL BALANCE FOR THE FY 2014-15												
AG CODE	HEAD OF ACCOUNT		Opening As Per T.B 01/04/2014		During the year 2014-15		Provisional Entries of 2014-15		Total		Net Balance	
			Dr	Cr	Dr	Cr	Dr	Cr	Dr	Cr		
1	2	3	4	5	6	7	8	9	10	11		
ACCOUNTS GROUP : 56 RESERVES												
813			0.00									
814			0.00	0.00								
		Reserve For Material Cost Variance							964,387,340.41	33,372,278.74		931,015,061.67
815	56	610	964387340.41	33372278.74	0.00	0.00						
816	56	2 Capital Reserve	0.00	0.00	0.00	0.00						
817	56	210 Arising out of liabilities (DTL)	299480523.00	0.00	0.00	0.00		0.00	299,480,523.00			299,480,523.00
818			0.00	0.00	0.00	0.00						
819		TOTAL	1263867863.41	33372278.74	0.00	0.00	0.00	0.00	1263867863.41	33372278.74		1230495584.67
ACCOUNTS GROUP : 57 RESERVE FUNDS												
820			0.00									
821			0.00	0.00								
822	57	110 Officers (C.P.F.)	1980000.00	1980000.00	0.00	0.00			1,980,000.00	1,980,000.00		
823	57	120 Officers	108646191.38	122209615.38				0.00	108,646,191.38	122,209,615.38		(13,563,424.00)
824	57	121 SE-MES	8913425.00	8420677.00	0.00	0.00			8,913,425.00	8,420,677.00		492,748.00
825	57	122 Ministerial Staff	12354833.00	12218719.00	0.00	0.00			12,354,833.00	12,218,719.00		136,114.00
826	57	123 Operating Staff	16076187.00	16084042.00	0.00	0.00			16,076,187.00	16,084,042.00		(7,855.00)
827	57	124 Class- IV th Staff	22577808.25	22461219.25	0.00	0.00			22,577,808.25	22,461,219.25		116,589.00
828	57	125 Acct. Personal	862913.00	862913.00	0.00	0.00			862,913.00	862,913.00		
829	57	130 Gratuity fund	0.00	0.00	0.00	0.00						
830	57	140 Staff Pension Fund	114912.00	114912.00	0.00	0.00			114,912.00	114,912.00		
831	57	150 staff welfare fund	12825828.00	0.00	0.00	0.00			12,825,828.00			12,825,828.00
832		TOTAL	184352097.63	184352097.63	0.00	0.00	0.00	0.00	184,352,097.63	184,352,097.63		
ACCOUNT GROUP : 61 REVENUE FROM SALE OF POWER												
833			0.00			0.00						
834			0.00	0.00								
859	61	504 A Income from Open Access by SLDC (SLDC share)	0.00	0.00	0.00	18308500.00					18,308,500.00	(18,308,500.00)
860	61	504 B Income from Open Access by SLDC (PTCUL share)	0.00	0.00	0.00	22207441.78		22207441.78	22,207,441.78	22,207,441.78		
870		Sub Total	0.00	0.00	0.00	40515941.78	22207441.78	0.00	22,207,441.78	40,515,941.78		(18,308,500.00)
871	61	601 Meter Rent	0.00	0.00	0.00	0.00		0.00				
872		Sub Total	0.00	0.00	0.00	0.00	0.00	0.00	0.00	0.00		
873	61	71 Revenue from wheeling of Power	0.00	0.00	0.00	0.00		0.00				
874	61	710 Revenue from Wheeling Charges (JPCL)	0.00	0.00	0.00	2297128572.00				0.00	2,297,128,572.00	(2,297,128,572.00)
875	61	711A Transmission Charges from Bhilangana Hydro Power-Comp. A	0.00	0.00	0.00	29671428.00		0.00			29,671,428.00	(29,671,428.00)
		711B Transmission Charges from		0.00		16500000.00					16,500,000.00	(16,500,000.00)
876	61	Bhilangana Hydro Power-Comp. B	0.00	0.00	0.00							
877	61	712 Revenue from SLDC charges			0.00	60200004.00			0.00		60,200,004.00	(60,200,004.00)
878	61	904 Service Charges			0.00	0.00						
879	61	905 Load Reduction Charges	0.00	0.00	0.00	0.00						
880	61	914 Meter Box Charges	0.00	0.00	0.00	0.00						
881		Sub Total	0.00	0.00	0.00	240350004.00	0.00	0.00	0.00	2,403,500,004.00		(2,403,500,004.00)
882		TOTAL	0.00	0.00	0.00	2444015945.78	22207441.78	0.00	22,207,441.78	2,444,015,945.78		(2,421,808,504.00)

134

R


SHRAWAN KUMAR SHARMA
DIRECTOR (PRO)
POWER TRANSMISSION CORPORATION
OF UTTARANCHAL

POWER TRANSMISSION CORPORATION OF UTTARANCHAL LIMITED												
TRIAL BALANCE FOR THE FY 2014-15												
AG CODE	HEAD OF ACCOUNT	Opening As Per T.B 01/04/2014		During the year 2014-15		Provisional Entries of 2014-15		Total		Net Balance		
		Dr	Cr	Dr	Cr	Dr	Cr	Dr	Cr			
1	2	3	4	5	6	7	8	9	10	11		
	ACCOUNT GROUP : 62		OTHER INCOME		0.00							
883					0.00							
884					0.00							
891	62	223	Fixed Deposits		0.00	22069223.00	22069223.00	0.00	0.00	22,069,223.00	22,069,223.00	
892	62	230	Others Investments			0.00	0.00					
893	62	250	Delayed Payment Charges from Consumers		0.00	0.00	5510516.00				5,510,516.00	
894	62	260	Interest on advance to Contractors/Suppliers		0.00	26810941.00	27828182.00	0.00	0.00	26,810,941.00	27,828,182.00	
			Interest from banks(other than interest on fixed deposits)			0.00	0.00					
895	62	270	Sub Total		0.00	48880164.00	55407921.00	0.00	0.00	48,880,164.00	55,407,921.00	
896					0.00	0.00	0.00					
897	62	323	Hire Charges from Contractors		0.00	0.00	0.00			750.00	750.00	
898	62	340	Sale of Scrap		0.00	0.00	750.00		0.00		750.00	
899	62	361	Sale of Tender Form		0.00	0.00	152334.00		0.00	152,334.00	2,888,563.50	
900	62	362	Registration Fees		0.00	0.00	0.00				383,500.00	
901	62	365	forfeited Earnest Money and Security Money		0.00	77481735.86	84160013.86			77,481,735.86	84,160,013.86	
902	62	366	Income from Trees/Horticulture/crops/fish		0.00	0.00	0.00					
903	62	369	Balance Misc. Receipts		0.00	0.00	224.00		0.00	224.00	788,392.00	
904			Sub Total		0.00	77635043.86	88221219.36	0.00	0.00	77,635,043.86	88,221,219.36	
905	62	405	Plant & Machinery		0.00	0.00	0.00					
906	62	407	Vehicles		0.00	0.00	0.00					
907			Sub Total		0.00	0.00	0.00	0.00	0.00			
908	62	630	Recoveries for transport facilities		0.00	106416.00	420630.00			106,416.00	420,630.00	
909	62	640	Income from inspection house		0.00	0.00	94500.00				94,500.00	
910			Sub Total		0.00	106416.00	515130.00	0.00	0.00	106,416.00	515,130.00	
911	62	901	Rental from Staff		0.00	0.00	3360.00		0.00	3,360.00	226,655.00	
912	62	902	Rental From Contractors		0.00	0.00	0.00				66,522.00	
913	62	905	Excess Found on physical Verification of Fixed Assets		0.00	0.00	0.00				34,200.00	
914	62	907	Open Access Fee		0.00	0.00	0.00		0.00		23,708.00	
915	62	910	Recoveries for transport		0.00	0.00	23708.00				113,667,237.00	
916	62	913	MAT Credit Entitlement						113667237.00		113,667,237.00	
917	62	914	Deferred tax expense						749352816.24		749,352,816.24	
918	62	917	Penalties for delay in Supplies/Execution of works			8522.00	6365160.00		0.00	8,522.00	6,365,160.00	
920	62	919	Receipt of Fees under Right to Information Act-2005		0.00	0.00	0.00				30.00	
921	62	947	Sub Total		0.00	0.00	30.00				30.00	
922			TOTAL		0.00	126633505.86	150860545.36	0.00	863020053.24	11,982.00	869,736,328.24	
923					0.00	0.00	0.00		863020053.24	126,633,505.86	1,013,880,598.60	
924												
925	Note:- Account code 62.913 and 62.914 are not the part of other income (Note 2.18). The figures in these account code has been directly linked to P&L A/c.											
926												

135

AN KUMAR
DIRECTOR
POWER TRANSMISSION
CORPORATION

POWER TRANSMISSION CORPORATION OF UTTARANCHAL LIMITED											
TRIAL BALANCE FOR THE FY 2014-15											
AG CODE	HEAD OF ACCOUNT	Opening As Per T.B 01/04/2014		During the year 2014-15		Provisional Entries of 2014-15		Total		Net Balance	
		Dr	Cr	Dr	Cr	Dr	Cr	Dr	Cr		
1	2	3	4	5	6	7	8	9	10	11	
	ACCOUNT GROUP : 65	Prior Period Income	0.00	0.00							
927			0.00								
928			0.00	0.00							
933	65 5	Excess Provision for Depreciation in Prior Periods	0.00	0.00	0.00	0.00					
934	65 6	Excess Provision for Interest & Finance Charges in Prior Periods	0.00	0.00	0.00	0.00	0.00				
935	65 7	Other Excess Provisions in Prior Periods	0.00	0.00	0.00	0.00	0.00				
936	65 8	Other Income relating to Prior Periods			0.00	0.00					
937	65 2	Prior Period Income from BHPL	0.00	0.00	0.00	0.00					
941		TOTAL	0.00	0.00	0.00	0.00	0.00	0.00			
	ACCOUNTS GROUP :74	REPAIRS AND MAINTENANCE	0.00	0.00							
942			0.00								
943	74 109	All Machinery Works	0.00	0.00	162831.00	0.00		162,831.00		162,831.00	
944	74 110	Electrical Parts of Generator etc.	0.00	0.00	0.00	0.00					
945	74 111	Entire outdoor switchyard & switchgear including outdoor transformers	0.00	0.00	1519112.00	0.00		1,519,112.00		1,519,112.00	
946	74 112	Entire indoor 400 volts 6.6k.v. switchgear M.C.C. Control, protection, local pannel, distribution T.Fs. transformers	0.00	0.00	188939.80	0.00		188,939.80		188,939.80	
947	74 115	Indoor/outdoor Lighting System, F.A. System etc.	0.00	0.00	217274.83	0.00		217,274.83		217,274.83	
948	74 121	Fire Fighting System including fire engines & multifire system	0.00	0.00	496317.00	0.00		496,317.00		496,317.00	
949	74 132	Oil Storage Tank	0.00	0.00	0.00	0.00					
950	74 133	Oil Handling Plant	0.00	0.00	0.00	0.00					
951	74 138	Transmission Plants Transformers & Equipments having a rating of 100 KVA & Above	0.00	0.00	89704670.68	1249459.00	0.00	89,704,670.68	1,249,459.00	88,455,211.68	


 SHRAWAN KUMAR SHARMA
 DIRECTOR (PROJECTS)
 POWER TRANSMISSION CORPORATION
 OF UTTARANCHAL LTD., DEHRADUN


POWER TRANSMISSION CORPORATION OF UTTARANCHAL LIMITED												
TRIAL BALANCE FOR THE FY 2014-15												
AG CODE	HEAD OF ACCOUNT	Opening As Per T.B 01/04/2014		During the year 2014-15		Provisional Entries of 2014-15		Total		Net Balance		
		Dr	Cr	Dr	Cr	Dr	Cr	Dr	Cr			
1	2	3	4	5	6	7	8	9	10	11		
	Other Transmission Plants: Transformers KIOSKS,substation equipments & other fixed Apparatus		0.00	132145.00	0.00			132,145.00		132,145.00		
952 74 139		0.00										
	Other Transmissions Plants equipments		0.00	298858.15	0.00			298,858.15		298,858.15		
954 74 142		0.00										
	Batteries including charging equipments		0.00	394460.00	0.00			394,460.00		394,460.00		
957 74 148		0.00										
	Lighting Arrester		0.00	64837.99	0.00			64,837.99		64,837.99		
958 74 150		0.00										
	Communication equipments, Radio & Higher frequency carrier system Communication Equipments		0.00	3175203.00	0.00			3,175,203.00		3,175,203.00		
959 74 151		0.00										
			0.00	3766218.00	0.00			3,766,218.00		3,766,218.00		
960 74 152		0.00										
	Air Conditioning Plants (Static)		0.00	697924.00	0.00			697,924.00		697,924.00		
962 74 154		0.00										
	Meter testing & laboratory tools & Equipments		0.00	744054.00	0.00			744,054.00		744,054.00		
963 74 157		0.00										
	Tools and Tackles		0.00	130690.00	0.00			130,690.00		130,690.00		
964 74 159		0.00										
	Misc. General Equipments		0.00	23448.00	9950.00	0.00	0.00	23,448.00	9,950.00	13,498.00		
965 74 160		0.00										
	R&C of T&P		0.00	0.00	0.00	0.00	0.00	-	-	-		
966 74 174		0.00										
	Sub Total	0.00	0.00	101716983.45	1259409.00	0.00	0.00	101,716,983.45	1,259,409.00	100,457,574.45		
967 74 202		0.00										
	Buildings (Hydle power House)		0.00	0.00	0.00			-	-	-		
968 74 203		0.00										
	Buildings (Diesal power House)		0.00	0.00	0.00			-	-	-		
969 74 203		0.00										
	Building Containing Transmission Installatons		0.00	427238.00	0.00			427,238.00		427,238.00		
970 74 205		0.00										
	Building Containing Distributin Installatons		0.00	0.00	0.00			-	-	-		
971 74 206		0.00										
	Office Building		0.00	1281638.00	0.00			1,281,638.00		1,281,638.00		
972 74 207		0.00										
	Store Building/Godown		0.00	83790.00	0.00			83,790.00		83,790.00		
973 74 209		0.00										
	Workshop/Fabrication Shop		0.00	0.00	0.00			-	-	-		
974 74 210		0.00										
	Pole Factory Buildings		0.00	0.00	0.00			-	-	-		
975 74 212		0.00										
	Residential Building		0.00	16562266.58	0.00			16,562,266.58		16,562,266.58		
976 74 213		0.00										
	Temporary Building		0.00	0.00	0.00			-	-	-		
977 74 215		0.00										
	Inspection / Guest house		0.00	626457.00	0.00			626,457.00		626,457.00		
978 74 216		0.00										
	Other Buildings		0.00	0.00	0.00			-	-	-		
979 74 220		0.00										
	Sub Total	0.00	0.00	18981389.58	0.00	0.00	0.00	18,981,389.58		18,981,389.58		
980 74 230		0.00										
	Pipeline & Water Supply in Residential Colony		0.00	0.00	0.00			-	-	-		
982 74 307		0.00										
	Misc. Civil Works		0.00	5590830.00	0.00			5,590,830.00		5,590,830.00		
983 74 310		0.00										
	Sub Total		0.00	5590830.00	0.00	0.00	0.00	5,590,830.00		5,590,830.00		
984												
	Hydraulic works forming part of Hydro- electric system, dams etc.		0.00	0.00	0.00			-	-	-		
985 74 401		0.00										
	Sub Total	0.00	0.00	0.00	0.00	0.00	0.00	-	-	-		
986 74 413		0.00										
	Sub Total	0.00	0.00	0.00	0.00	0.00	0.00	-	-	-		
987												

137

[Handwritten signature]

SHRAMAN K. SHARMA
DIRECTOR (PROJECTS)
POWER TRANSMISSION CORP.
OF UTTARANCHAL LTD.

POWER TRANSMISSION CORPORATION OF UTTARANCHAL LIMITED											
TRIAL BALANCE FOR THE FY 2014-15											
AG CODE	HEAD OF ACCOUNT	Opening As Per T.B 01/04/2014		During the year 2014-15		Provisional Entries of 2014-15		Total		Net Balance	
		Dr	Cr	Dr	Cr	Dr	Cr	Dr	Cr		
1	2	3	4	5	6	7	8	9	10	11	
	Overhead lines (towers, Poles, fixtures, Overhead conductors and devices)	0.00	0.00	32682260.87	208240.00			32,682,260.87	208,240.00	32,474,020.87	
988	74 501	0.00	0.00	1623731.00	0.00			1,623,731.00	-	1,623,731.00	
989	74 502	0.00	0.00	457294.00	0.00			457,294.00	-	457,294.00	
990	74 503	0.00	0.00	106244.80	0.00			106,244.80	-	106,244.80	
996	74 541	0.00	0.00	0.00	0.00			-	-	-	
997	74 542	0.00	0.00	0.00	0.00			-	-	-	
998	74 599			5657180.94	0.00	2346000.00	2316000.00	8,003,180.94	2,316,000.00	5,687,180.94	
999				40526711.61	208240.00	2346000.00	2316000.00	42,872,711.61	2,524,240.00	40,348,471.61	
	Sub Total							41,143.00	-	41,143.00	
1000	74 601			41143.00	0.00			-	-	-	
1001	74 602	0.00	0.00	0.00	0.00			-	-	-	
1002	74 603	0.00	0.00	0.00	0.00			-	-	-	
1003	74 604	0.00	0.00	91049.00	0.00			91,049.00	-	91,049.00	
1004	74 605	0.00	0.00	0.00	0.00			-	-	-	
1005	74 606	0.00	0.00	0.00	0.00			-	-	-	
1006	74 607	0.00	0.00	0.00	0.00			-	-	-	
1007		0.00	0.00	132192.00	0.00	0.00	0.00	132,192.00	-	132,192.00	
1008	74 700	0.00	0.00	0.00	0.00	0.00	0.00	-	-	-	
1009				0.00	0.00	0.00	0.00	-	-	-	
1010	74 802			0.00	0.00			-	-	-	
1011	74 805	0.00	0.00	41946.00	15065.00	0.00	0.00	41,946.00	15,065.00	26,881.00	
1012	74 809	0.00	0.00	161524.24	60415.00	0.00	0.00	161,524.24	60,415.00	101,109.24	
1013	74 9			85430.00	85430.00			85,430.00	85,430.00	-	
1014		0.00	0.00	288900.24	160910.00	0.00	0.00	288900.24	160910.00	127,990.24	
1015		0.00	0.00	167237006.88	1628559.00	2346000.00	2316000.00	169,583,006.88	3,944,559.00	165,638,447.88	
	TOTAL	0.00	0.00	167237006.88	1628559.00	2346000.00	2316000.00	169,583,006.88	3,944,559.00	165,638,447.88	


CHIRAWAN KUMAR SHARMA
DIRECTOR (PROJECTS)
 POWER TRANSMISSION CORPORATION
 OF UTTARANCHAL LTD., DEHRADUN

138

POWER TRANSMISSION CORPORATION OF UTTARANCHAL LIMITED												
TRIAL BALANCE FOR THE FY 2014-15												
AG CODE	HEAD OF ACCOUNT	Opening As Per T.B 01/04/2014		During the year 2014-15		Provisional Entries of 2014-15		Total		Net Balance		
		Dr	Cr	Dr	Cr	Dr	Cr	Dr	Cr			
1	2	3	4	5	6	7	8	9	10	11		
ACCOUNTS GROUP : 75 A EMPLOYEES COST												
1018			0.00	0.00								
1017								240,001,984.00	60,536,917.00	179,463,067.00		
			Salaries (Permanent Employees)									
1018	75A	110	0.00	0.00	207703984.00	30530917.00	32298000.00	30008000.00				
1019	75A	170	0.00	0.00	64329.00	0.00			64,329.00	64,329.00		
1020			0.00	0.00	207768313.00	30530917.00	32298000.00	30008000.00	240,066,313.00	60,536,917.00		
1021	75A	310	0.00	0.00	208189082.00	30412444.00	0.00	0.00	208,189,082.00	30,412,444.00		
1022			0.00	0.00	208189082.00	30412444.00	0.00	0.00	208,189,082.00	30,412,444.00		
1023	75A	411	0.00	0.00	0.00	0.00			13,380,587.00	3,028,359.00		
1024	75A	412	0.00	0.00	13380587.00	3028359.00		0.00	3,954,971.00	493,082.00		
1025	75A	414	0.00	0.00	3954971.00	493082.00		0.00	920,573.00	-		
1026	75A	415	0.00	0.00	920573.00	0.00			8,130,104.00	1,188,552.00		
1027	75A	416	0.00	0.00	8130104.00	1188552.00		0.00	644,191.00	96,958.00		
1028	75A	417	0.00	0.00	644191.00	96958.00		0.00	110,139.00	102,514.00		
1029	75A	418	0.00	0.00	110139.00	7625.00		0.00	711,469.00	-		
1030	75A	419	0.00	0.00	711469.00	0.00			379,498.00	9,800.00		
1031	75A	420	0.00	0.00	379498.00	9800.00		0.00	1,328,717.00	192,350.00		
					Distribution Profit Incentive Allowance							
1032	75A	421	0.00	0.00	1328717.00	192350.00		0.00	7,873,606.00	1,151,328.00		
1033	75A	429	0.00	0.00	7873806.00	1151328.00		0.00	-	-		
1034	75A	441	0.00	0.00	0.00	0.00			-	-		
1035			0.00	0.00	37433855.00	6168062.00	0.00	0.00	37,433,855.00	6,168,062.00		
1036	75A	5	0.00	0.00	2814872.00	771073.00		0.00	2,814,872.00	771,073.00		
1037			0.00	0.00	2814872.00	771073.00		0.00	2,814,872.00	771,073.00		
1038	75A	611	0.00	0.00	6034413.00	616392.00		0.00	6,034,413.00	616,392.00		
1039	75A	612	0.00	0.00	0.00	0.00		0.00	-	-		
1040	75A	613	0.00	0.00	0.00	0.00		0.00	-	-		
1041	75A	617	0.00	0.00	37264071.00	3007162.00		18674201.56	55,938,272.56	20,277,162.00		
1042	75A	618	0.00	0.00	0.00	0.00		0.00	-	-		
					Payment under workmen's Compensation Act							
1043	75A	620	0.00	0.00	30000.00	0.00			30,000.00	-		
1044			0.00	0.00	43328484.00	3623554.00	18674201.56	17270000.00	62,002,685.56	20,883,554.00		
1045	75A	740	0.00	0.00	212344.10	0.00			212,344.10	-		
1046	75A	750	0.00	0.00	0.00	0.00			-	-		
1047	75A	760	0.00	0.00	163993.00	0.00			163,993.00	163,993.00		
1048			0.00	0.00	376337.10	0.00	0.00	0.00	376,337.10	376,337.10		
1049	75A	817	0.00	0.00	0.00	0.00			-	-		
1050	75A	810	0.00	0.00	3201439.00	0.00	219386.00	229735.00	3,420,825.00	229,735.00		
1051	75A	818	0.00	0.00	25000.00	0.00	0.00	0.00	25,000.00	25,000.00		
1052	75A	820	0.00	0.00	29058421.00	0.00	2507083.00	2297984.00	31,565,504.00	2,297,984.00		
					Superannuation Boards Contribution							
1053	75A	830	0.00	0.00	28429050.00	68160.00	2260663.00	2539540.00	30,686,713.00	2,607,700.00		
1054	75A	831	0.00	0.00	2378394.00	358467.00		0.00	2,378,394.00	358,467.00		
1055	75A	832	0.00	0.00	2138901.00	279500.00		0.00	2,138,901.00	279,500.00		
1056	75A	833	0.00	0.00	2833169.00	618922.00		0.00	2,833,169.00	618,922.00		
1057	75A	840	0.00	0.00	4035859.00	9342.00	16054731.00	348077.00	20,090,590.00	357,419.00		
1058	75A	850	0.00	0.00	0.00	0.00	0.00		68,713,987.00	68,713,987.00		
					Employees Costs charged to Capital Works							
1059	75A	9	0.00	0.00	68713987.00	68713987.00		0.00	161,853,083.00	75,463,714.00		
1060			0.00	0.00	140811220.00	70048378.00	21041863.00	5415336.00	194,247,764.00	194,247,764.00		
1061			0.00	0.00	640722163.10	141554428.00	72014064.56	62693336.00	712,736,227.66	518,488,463.66		

139

S. SHRAWAN KUMAR
 DIRECTOR (PRO)
 POWER TRANSMISSION
 OF UTTARANCHAL

POWER TRANSMISSION CORPORATION OF UTTARANCHAL LIMITED												
TRIAL BALANCE FOR THE FY 2014-15												
AG CODE	HEAD OF ACCOUNT	Opening As Per T.B 01/04/2014		During the year 2014-15		Provisional Entries of 2014-15		Total		Net Balance		
		Dr	Cr	Dr	Cr	Dr	Cr	Dr	Cr			
1	2	3	4	5	6	7	8	9	10	11		
1115	ACCOUNTS GROUP : 76 ADMINISTRATION AND GENERAL EXPENSES	0.00	0.00	0.00	0.00							
1116		0.00	0.00	0.00	0.00							
1117	76A 101 Rent	0.00	0.00	0.00	0.00	0.00	0.00					
1118	76A 102 Rates & Taxes	0.00	0.00	2620.00	0.00			2,620.00		2,620.00		
1119	76A 104 Insurance of Fixed Assets	0.00	0.00	47103.00	0.00			47,103.00		47,103.00		
1120	76A 107 Insurance of other assets	0.00	0.00	13021.00	0.00			13,021.00		13,021.00		
1121	76A 111 Telephone & Trunk Calls	0.00	0.00	5369831.00	947488.00	0.00	0.00	5,369,831.00	947,488.00	4,422,343.00		
1122	76A 112 Postage & Telegrams	0.00	0.00	175098.00	38400.00	0.00	0.00	1,75,098.00	38,400.00	1,36,698.00		
1123	76A 113 Telex Charges	0.00	0.00	3662943.00	0.00			3,662,943.00		3,662,943.00		
1124	76A 121 Legal Charges	0.00	0.00	1273360.00	19669.00		0.00	1,273,360.00	19,669.00	1,253,691.00		
1125	76A 122 Audit Fee & expenses	0.00	0.00	1152107.05	56180.00	1090000.00	1169890.00	2,242,107.05	1,226,070.00	1,016,037.05		
1126	76A 123 Consultancy Charges	0.00	0.00	4972907.00	0.00	200000.00	1000000.00	4,992,907.00	100,000.00	4,892,907.00		
1127	76A 125 Other Professional Charges	0.00	0.00	6265111.00	84059.00	0.00	0.00	6,265,111.00	84,059.00	6,181,052.00		
1128	76A 126 Honorarium	0.00	0.00	10000.00	0.00			10,000.00		10,000.00		
1130	76A 161 Training expenses	0.00	0.00	1345616.00	0.00	0.00	0.00	1,345,616.00		1,345,616.00		
1131	76A 131 Conveyance Charges	0.00	0.00	675629.00	144749.00		0.00	675,629.00	144,749.00	530,880.00		
1132	76A 132 Travelling Allowance to Officers	0.00	0.00	1323512.00	315655.00	580000.00	570000.00	1,903,512.00	885,655.00	1,017,857.00		
1133	76A 133 Travelling Allowance to Employees	0.00	0.00	3850750.10	500922.00		0.00	3,850,750.10	500,922.00	3,349,828.10		
1134	76A 136 Fuel	0.00	0.00	10358208.00	4344147.00	0.00	0.00	10,358,208.00	4,344,147.00	6,014,061.00		
1135	76A 136A Hiring Charges of Vehicles	0.00	0.00	24563278.00	10429884.00	0.00	0.00	24,563,278.00	10,429,884.00	14,133,294.00		
1136	76A 137 Local outdoor duty Allowance	0.00	0.00	1034315.00	210568.00		0.00	1,034,315.00	210,568.00	823,747.00		
1137	76A 138 Vehicles Licence & Registration Fee	0.00	0.00	0.00	0.00							
1138	76A 139 Exp. on CA audit	0.00	0.00	0.00	0.00							
1139	76A 141 Convy. For meeting attending	0.00	0.00	0.00	0.00							
1140	76A 151 Fees and Subscription	0.00	0.00	62171688.00	755.00	1226964.00	39807855.00	63,398,652.00	39,808,610.00	23,590,042.00		
1141	76A 152 Books and Periodicals	0.00	0.00	28812.00	0.00	0.00	0.00	28,812.00		28,812.00		
1142	76A 153 Printing of Stationary	0.00	0.00	2911380.20	864484.00	0.00	0.00	2,911,380.20	864,484.00	2,046,896.20		
1143	76A 155 Advertisement Exp.	0.00	0.00	8789441.00	2732862.00	0.00	0.00	8,789,441.00	2,732,862.00	6,056,579.00		
1144	76A 157 Contributions	0.00	0.00	0.00	0.00	0.00	0.00					
1145	76A 158 Electricity Charges	0.00	0.00	1807033.00	35590.00	0.00	0.00	1,807,033.00	35,590.00	1,771,443.00		
1146	76A 159 Security Guard Payment	0.00	0.00	55118534.00	3889456.00	0.00	0.00	55,118,534.00	3,889,456.00	51,229,078.00		
1147	76A 160 Water Charges	0.00	0.00	468429.00	0.00	0.00	0.00	468,429.00		468,429.00		
1148	76A 162 Entertainment	0.00	0.00	497000.00	0.00	0.00	0.00	497,000.00		497,000.00		
1149	76A 181 Festival Celebration	0.00	0.00	636966.00	0.00			636,966.00		636,966.00		
1150	76A 182 Gifts	0.00	0.00	0.00	0.00							
1151	76A 184 Banking Cash Transaction Charges for Cash withdrawals	0.00	0.00	281.25	0.00	0.00	0.00	281.25		281.25		
1152	76A 190 Misc. Expenses	0.00	0.00	6619535.33	1095858.00	1745000.00	1415000.00	8,364,535.33	2,510,858.00	5,853,677.33		
1153	Sub Total	0.00	0.00	205144508.93	25710826.00	4661964.00	43062745.00	209,806,472.93	68,773,571.00	141,032,901.93		
1154	76A 230 Transit Insurance	0.00	0.00	0.00	0.00							
1155	76A 250 Advertisement of Tender's	0.00	0.00	974757.00	0.00		0.00	974,757.00		974,757.00		
1158	Sub Total	0.00	0.00	974757.00	0.00	0.00	0.00	974,757.00		974,757.00		
1159	76A 900 Expenses Charged to Capital Works (Cr. A/c)	0.00	0.00	21094556.00	21094556.00	0.00	0.00	21,094,556.00	21,094,556.00			
1150	TOTAL	0.00	0.00	227213821.93	46806382.00	4661964.00	43062745.00	231,875,785.93	89,868,127.00	142,007,658.93		

ehf

95
SHRAWAN K. SHARMA
DIR. PROJECTS
POWER TRANSMISSION CORP.
OF UTTARANCHAL LTD.


POWER TRANSMISSION CORPORATION OF UTTARANCHAL LIMITED											
TRIAL BALANCE FOR THE FY 2014-15											
AG CODE	HEAD OF ACCOUNT	Opening As Per T.B 01/04/2014		During the year 2014-15		Provisional Entries of 2014-15		Total		Net Balance	
		Dr	Cr	Dr	Cr	Dr	Cr	Dr	Cr		
1	2	3	4	5	6	7	8	9	10	11	
1202	ACCOUNTS GROUP : 77 DEPRICIATION AND OTHER COSTS RELATED TO ASSETS		0.00								
	Land							10,297,433.00		10,297,433.00	
1203	77 11.0	0.00	0.00			10297433.00					
1204	77 120 Buildings	0.00	0.00	0.00	0.00	23309944.98		23,309,944.98		23,309,944.98	
1205	77 130 Hydrotic works	0.00	0.00	0.00	0.00	788948.35		788,948.35		788,948.35	
1206	77 140 Civil Works			0.00	0.00	2019856.57		2,019,856.57		2,019,856.57	
1207	77 150 Plant & Machinery	0.00	0.00	0.00	0.00	257839329.24	2605834.81	287,839,329.24	2,605,834.81	285,233,494.42	
1208	77 160 T & D Lines, Cables etc	0.00	0.00	0.00	0.00	292792127.61	0.00	292,792,127.61		292,792,127.61	
1209	77 170 Vehicle	0.00	0.00	0.00	0.00	853524.76	313547.07	853,524.76	313,547.07	539,977.69	
1210	77 180 Furniture & Fixture	0.00	0.00	0.00	0.00	1365510.70		1,365,510.70		1,365,510.70	
1211	77 190 Office Equipment	0.00	0.00	0.00	0.00	1283562.67		1,283,562.67		1,283,562.67	
1212	77 610 Small and low Value Assets written off	0.00	0.00		0.00						
1213	77 9 Depreciation on deposit work transferred to contribution	0.00	0.00	0.00	0.00		0.00				
1214				0.00	0.00						
1215				0.00	0.00	620550247.88	2919381.88	620,550,247.88	2,919,381.88	617,630,866.00	
1216	ACCOUNTS GROUP : 78 INTEREST AND OTHER FINANCE CHARGES	0.00	0.00								
1224		0.00	0.00								
1225	78 573 Int. on PFC Loan		0.00	197136731.00	3861790.00	39415774.00	38039916.00	236,552,505.00	41,901,706.00	194,650,799.00	
1226	78 576 Int. on ADB Loan			9647280.00	9647280.00			9,647,280.00	9,647,280.00		
1227	78 586 Int. on REC		0.00	487166351.53	146686558.06	13305891.00	16495920.00	500,472,242.53	163,182,578.06	337,289,664.47	
1228	78 587 Int. on NABARD		0.00	10137400.00	0.00			10,137,400.00		10,137,400.00	
1229	76 578 UPPCL		0.00	0.00	0.00						
1230			0.00	704087762.53	160195728.06	52721665.00	54535836.00	756,809,427.53	214,731,564.06	542,077,863.47	
1231	78 620 Interest on Consumers Security Deposit			0.00	0.00						
1245	78 882 Bank Commission for collection from Consumers	0.00	0.00	0.00	0.00			1,188.20		1,188.20	
1246	78 883 Other Bank Charges	0.00	0.00	1188.20	0.00						
1247	78 884 Guarantee charges	0.00	0.00	0.00	0.00		0.00				
1248	78 9 Capitalisation of interest on funds used during construction		0.00	67137706.53	67137706.53	0.00	0.00	67,137,706.53	67,137,706.53		
1249			0.00	67138894.73	67137706.53	0.00	0.00	67,138,894.73	67,137,706.53	1,188.20	
1250			0.00	0.00	771226657.26	227333434.59	52721665.00	54535836.00	823,948,322.26	281,869,270.59	542,079,051.67

95
10

SHRAWAN KUMAR SHARMA
DIRECTOR (PROJECTS)
POWER TRANSMISSION CORPORATION
OF UTTARANCHAL LTD., DEHRADUN

141

POWER TRANSMISSION CORPORATION OF UTTARANCHAL LIMITED										
TRIAL BALANCE FOR THE FY 2014-15										
AG CODE	HEAD OF ACCOUNT	Opening As Per T.B 01/04/2014		During the year 2014-15		Provisional Entries of 2014-15		Total		Net Balance
		Dr	Cr	Dr	Cr	Dr	Cr	Dr	Cr	
1	2	3	4	5	6	7	8	9	10	11
1251	ACCOUNTS GROUP : 79	OTHER DEPOSITS TO REVENUE ACCOUNT	0.00	0.00						
1252			0.00							
1262	79	571 Sundry Debit balances written off	0.00	0.00	0.00	0.00	0.00	0.00	0.00	
1263		Sub Total	0.00	0.00	0.00	0.00	0.00	430,231.86	430,231.86	430,231.86
1264	79	710 A Stock Written off	0.00	0.00	0.00	0.00	0.00	125,250.00	125,250.00	125,250.00
1265	79	711 Corporate Social responsibility expenditure provision			0.00	0.00	125,250.00		125,250.00	
1266		Sub Total	0.00	0.00	0.00	0.00	555,481.86	0.00	555,481.86	555,481.86
1267	TOTAL		0.00	0.00	0.00	0.00	555,481.86	0.00	555,481.86	555,481.86
1268	ACCOUNTS GROUP : 81	Provision for Income Tax for the year	0.00	0.00						
1269	81	1 (Deferred Tax Liability)	0.00	0.00	0.00	0.00	0.00			96,298,053.00
1270	81	2 Provision for MAT	0.00	0.00	0.00	0.00	96,298,053.00	0.00	96,298,053.00	19,914,721.00
1271	81	3 Prior period provision for MAT (FY 2013-14)	0.00	0.00	0.00	0.00	199,147,211.00	0.00	199,147,211.00	
1272			0.00	0.00	0.00	0.00				
1273			0.00	0.00	0.00	0.00				
1274		Total	0.00	0.00	0.00	0.00	116,212,774.00	0.00	116,212,774.00	116,212,774.00
1275	ACCOUNTS GROUP : 83	PRIOR PERIOD EXPENSES / LOSSES	0.00	0.00						
1276	83	1 Arrear of SPC of Working Employees	0.00	0.00	0.00	0.00	0.00	0.00		
1277	83	2 Arrear of SPC of retired employees	0.00	0.00	0.00	0.00		0.00		
1278	83	3 Operating Exp. Of Prev. years (Depreciation)	0.00	0.00	0.00	0.00		0.00		
1279	83	4 Excise Duty on Generation- relating to Prev. years	0.00	0.00	0.00	0.00				
1280	83	5 Employee Costs relating to Prev. years	0.00	0.00	0.00	0.00			209,262.00	209,262.00
1281	83	7 Interest and Other Finance Charges relating to Previous Years			209,262.00	0.00			209,262.00	209,262.00
1282	B TOTAL		0.00	0.00	209,262.00	0.00	0.00	0.00	209,262.00	209,262.00


SHRAWAN KUMAR SHARMA
DIRECTOR (PROJECTS)
POWER TRANSMISSION CORPORATION
OF UTTARANCHAL LTD., DEHRADUN