

Tariff Formats

INDEX OF FORMATS

Formats for Transmission

S.No.	Form No.	Description
1	Form 1	Aggregate Revenue Requirement
2	Form 2	Return on Equity
3	Form: 2.2	Details of Additional RoE
4	Form 3	Details of Transmission Lines and Sub-Stations
5	Form 4	Transmission Losses
6	Form 5	Transmission Availability Factor
7	Form 6	Income from investments, Non-tariff income and Other Business
8	Form 7	Open Access related charges
9	Form 8	Operations and Maintenance Expenses
10	Form 8.1	Employee Expenses
11	Form 8.2	Repair & Maintenance Expenditure
12	Form 8.3	Administration & General Expenses
13	Form 9.1	Statement of Total Gross Fixed Asset
14	Form 9.2	Deposit works and grants/subsidies towards cost of capital assets
15	Form 9.3	Statement of GFA funded through Deposit Works/Capital Subsidy/Grant
16	Form 9.4	Statement of GFA excluding Assets funded through Deposit Works/Capital Subsidy/Grant
17	Form: 9.5	Element wise Break-up of Project/Asset/Element Cost for Transmission System or Communication System
18	Form: 9.6	Break-up of Construction/Supply/Service Packages
19	Form: 9.7	Details of elementwise cost of the project
20	Form: 9.8	Statement of Additional Capitalisation after COD
21	Form: 9.9	Financing of Additional Capitalisation
22	Form: 9.A	Incidental Expenditure during Construction
23	Form: 9.B	Statement of De-capitalisation
24	Form 10.1	Statement of Asset wise Depreciation
25	Form: 10.2	Statement of Depreciation
26	Form: 11.1	Statement of Capital Expenditure
27	Form: 11.2	Statement of Capital Works-in-Progress
28	Form: 11.3	Statement of Capital Expenditure & Schedule of Completion of New Schemes
29	Form: 11.4	Break-up of Scheme-wise Capital Expenditure for New Schemes
30	Form: 12	Draw Down Schedule for Calculation of IDC & Financing Charges
31	Form: 13	Details of Capital Cost and Financing Structure
32	Form: 14	Details of Financial Packages
33	Form: 14.1	Financial Package upto COD
34	Form: 15.1	Statement of Outstanding Loans
35	Form: 15.2	Calculation of Weighted Average Interest Rate of Interest on Actual Loans *
36	Form: 15.3	Calculation of Interest on Normative Loan
37	Form 16	Interest and Finance Charges
38	Form 17	Details of Interest on Working Capital
39	Form 18	Investment Plan
40	Form 19	Investment Plan
41	Form 20	Summary of Truing Up
42	Form 21.1	Shunt Capacitor Addition / Repair Program
43	Form 21.2	Electrical Accidents
44	Form 21.3	Failure of Transformers

Director (Projects)
POWER TRANSMISSION CORPORATION
OF UTTARAKHAND LTD., DEHRADUN

Name of Transmission Licensee

Power Transmission Corporation of Uttarakhand Limited

Form 1

Aggregate Revenue Requirement

(Figures in Rs Crore)

S.No	Particulars	Reference Form	Previous Year (n-1)	Current Year (n)			Ending Year (n-1)
			(Actuals/Audited)	Apr-Sep (Actual)	Oct-Mar (Estimated)	Total (April - March)	Projected
A	Energy						
1	Energy Available (MU)		16082113	8135857	8192808	16328665	17961532
2	Energy Transmitted (MU)		15840578	8013355	8061435	16074790	17682269
3	Transmission Loss %		1.50%	1.51%	1.60%	1.55%	1.55%
B	Revenue						
1	Revenue from Tariffs		271.57	130.09			
2	Revenue from other charges incl Non Tariff Income		6.31	3.74	2.89	6.63	6.96
	Total Revenue (1+2)		277.88	133.83			
C	Expenditure						
1	O&M expenses		127.55	65.70	77.23	142.93	169.71
a	R&M Expense		23.61	15.43	11.53	26.96	29.63
b	Employee Expenses		88.74	37.83	59.52	97.34	121.26
c	A&G Expense		15.19	12.45	6.18	18.62	18.82
2	Depreciation		55.94	60.98	2.65	63.62	74.36
3	Lease Charges		0.00	0.00	0.00	0.00	0.00
4	Interest on Loans		56.34	29.10	29.10	58.19	67.34
5	Income Tax		7.96	0.00	0.00	0.00	0.00
6	Interest on Working Capital		10.33	6.01	5.34	10.66	13.25
	Total Expenditure(1+2+3+4+5+6)		258.12	161.79	114.31	275.40	324.67
C	Return on Equity		37.69	23.26	23.26	46.51	52.79
D	Less SLDC Expenses		0.00	6.73	8.24	14.98	26.69
E	Less Revenue from natural ISTS lines		0.00	0.00	0.00	0.00	0.00
F	Add : True up of previous years including carrying cost		-6.52	0.00	0.00	-29.70	2.86
G	Aggregate Revenue Requirement		285.13	178.31	129.32	277.24	353.63
H	Less Non Tariff income		6.31	3.74	2.89	6.63	6.96
	Less Revenue from Short term open access		5.17	3.27	0.62	3.89	3.89
I	Net ARR		273.64	171.30	125.81	266.72	342.79
H	Surplus(+)/ Shortfall(-)		-2.07				
I	Capacity of Transmission System (in MW)						

- 55 -

Director (Projects)
POWER TRANSMISSION CORPORATION
OF UTTARAKHAND LTD., DEHRADUN

Petitioner

Name of Transmission Licensee

Power Transmission Corporation of Uttarakhand Limited

Form 2

Return on Equity

(Figures in Rs Crore)

S.No.	Item	Previous Year (n-1)	Current Year (n)			Ensuing Year (n+1)
		(Actuals / Audited)	Apr-Sep (Actual)	Oct-Mar (Estimated)	Total (April - March)	Projected
1	Equity at the beginning of the year	243.16	300.09	301.45	300.09	340.55
2	Addition in GFA (Net of deposit works)	189.77	4.54	130.32	134.87	325.09
3	Equity portion	56.93	1.36	39.10	40.46	97.53
4	Equity at the end of the year	300.09	301.45	340.55	340.55	438.08
	Return Computation	15.50%	15.50%	15.50%	15.50%	15.50%
5	Return on Equity	37.69	23.26	23.26	46.51	52.79

Petitioner

Director (Projects)
 POWER TRANSMISSION CORPORATION
 POWER TRANSMISSION CORPORATION

- 56 -

Name of Transmission Licensee

Power Transmission Corporation of Uttarakhand Limited

Form: 2.2

Details of Additional RoE

(Figures in Rs Crore)

Project/ Element	Completion Time as per Investment approval			Actual Completion time			Qualifying time schedule (as per regulation) (in months)
	Start Date	Scheduled COD (Date)	Months	Start Date	Actual COD (Date)	Months	

Not Applicable

Petitioner

-57-



Director (Projects)

POWER TRANSMISSION CORPORATION
UTTARAKHAND

Name of Transmission Licensee

Power Transmission Corporation of Uttarakhand Limited

Form 3

Details of Transmission Lines and Sub-Stations

Transmission Lines

S.No.	Name of Line	Type of Line AC/HVDC	S/C or D/C	No. of Sub-conductor	Voltage Level KV	Line Length Km	Date of Commercial Operation
1	220 KV Uttarkashi - Dharasu Line 1	AC	S/C	Single Zebra	220 KV	25.002	22.03.1986
2	220 KV Uttarkashi - Dharasu Line 2	AC	S/C	Single Zebra	220 KV	25.0	22.03.1986
3	220 KV Rishikesh - Dharasu Line 1	AC	S/C	Single Zebra	220 KV	80.0	22.03.1986
4	220 KV Rishikesh - Dharasu Line 2	AC	S/C	Single Zebra	220 KV	80.4	23.04.2009
5	200 KV Rishikesh - Chamba Line	AC	S/C	Single Zebra	220 KV	40.499	31.03.1983
6	220 KV Chamba - Dharasu Line	AC	S/C	Single Zebra	220 KV	38.558	31.03.1983
7	220 KV Chamba - Ghansali Line	AC	S/C	Single Zebra	220 KV	35.725	30.09.2009
8	220 KV Ghuttu - Ghansali Line	AC	D/C	Single Zebra	220 KV	19.5	21.10.2011
9	132 KV Rishikesh - Srinagar Line	AC	S/C	Single Panther	132 KV	78	30.06.1980
10	132 KV Rishikesh - Srinagar LILO line at 400 KV S/S Srinagar	AC	D/C	Single Panther	132 KV	3.286	01-12-2011
11	132 KV Satpuli - Kotdwar Line	AC	S/C	Single Panther	132 KV	46.8	28.01.2010
12	132 KV Srinagar - Satpuli Line	AC	D/C	Single Panther	132 KV	52.4	25.02.2013
13	132 KV Srinagar - Simli Line	AC	S/C	Single Panther	132 KV	64.45	26.04.2016
14	220 KV 2 Phase Railway Traction	AC	SC	ACSR Deer & Zebra	220	4.8	15-07-2005
15	220 KV Roorkee-Puhana line	AC	SC	ACSR Deer & Zebra	220	8.9	23-11-2010
16	220 KV Puhana-Sidcul line	AC	SC	ACSR Deer & Zebra	220	27.87	23-11-2010
17	132 KV Roorkee-LSM line	AC	SC	Panther Conductor	132	7.63	01-11-2011
18	132 KV Roorkee-Chudiyala line	AC	SC	Panther Conductor	132	14.796	15-12-2015
19	132 KV Chudiyala-Bhagwanpur line	AC	SC	Panther Conductor	132	5.696	15-12-2015
20	132 KV LSM- Bhagwanpur line	AC	SC	Panther Conductor	132	17.57	01-11-2011
21	132 KV Laksar-Roorkee line	AC	SC	Wolf+Panther	132	26.5	26-07-2007
22	132 KV RBNS Sugar Mill Laksar- line	AC	SC	Panther Conductor	132	4.48	28-03-2008
23	132 KV Manglour-Roorkee line	AC	SC	Wolf+Panther	132	11.069	12-05-1905
24	132 KV Manglour-AIS-Ist & IInd line	AC	DC	Panther Conductor	132	6.413	27-10-2006
25	66 KV Roorkee-Pathri Line	AC	DC	Dog Conductor	66	20.68	11-05-1905
26	66 KV Roorkee-Mohamad pur Line	AC	DC	Dog Conductor	66	21.3	11-05-1905
27	400KV Kashipur-Moradabad line	AC	S/C	Twin Conductor	400KV	107.700	13.11.2006
28	132 KV Kalagarh-Ram Nagar Line	AC	S/C	Single Conductor	132 KV	73.500	09.07.2005
29	132 KV Kashipur (400)-Ramnagar line	AC	D/C	Single Conductor	132 KV	23.500	09.07.2005
30	132 KV Kashipur(400)-Kashipur Ckt-I	AC	S/C	Single Conductor	132 KV	5.500	29.01.2007
31	132 KV Kashipur(400)-Kashipur Ckt-II	AC	S/C	Single Conductor	132 KV	6.046	13.11.2006
32	132 KV Kashipur-MKJ (220) line	AC	S/C	Single Conductor	132 KV	10.630	24.11.2011
33	132KV Kashipur-KVS	AC	S/C	Single Conductor	132KV	1.030	15.01.2007
34	132 KV IGL line	AC	S/C	Single Conductor	132 KV	2.390	10.10.2005
35	132 KV Kashipur-Bazpur	AC	S/C	Single Conductor	132 KV	15.615	31.12.1988
36	132 KV Kashipur(400)-Bazpur	AC	S/C	Single Conductor	132 KV	15.276	17.01.2010
37	132 KV Bazpur- M/S Polyplex	AC	S/C	Single Conductor	132 KV	3.402	11.02.2011
38	220KV Kashipur-mahuakheraganj	AC	D/C	Single Conductor	220KV	16.799	10.05.2014
39	220KV Kashipur-SEPL	AC	D/C	Single Conductor	220KV	18.899	05.08.2016
40	220KV SEPL-Mahuakheraganj line	AC	D/C	Single Conductor	220KV	2.890	06.12.2011
41	132KV Mahuakheraganj-Thakurdwara	AC	S/C	Single Conductor	220KV	17.023	24.11.2011
42	132KV jaspur-Kalagarh	AC	S/C	Single Conductor	132KV	32.738	23.12.2006

Director (Projects)
POWER TRANSMISSION CORPORATION
OF UTTARAKHAND LTD., DEHRADUN

43	132KV Jaspur-400KV Kashipur	AC	S/C	Single Conductor	132KV	17.713	23.12.2006
44	132KV Almora -Chandak-Pithoragarh Line	AC	S/C	Single Conductor	132KV	84.629	06.02.2003
45	132KV Chandak-Pithoragarh Line	AC	D/C	Single Conductor	132KV	9.290	30.10.2013
46	132KV Bhowali-Almora Line	AC	S/C	Single Conductor	132KV	31.594	17.11.1979
47	132KV Almora - Ranikhet Line	AC	S/C	Single Conductor	132KV	22.660	02.12.2006
48	132KV Kamaluaganja-Kathgodam Line	AC	S/C	Single Conductor	132KV	8.500	26.07.2003
49	132KV Kamaluaganja-Bazpur Line	AC	S/C	Single Conductor	132KV	37.330	26.04.2003
50	132KV Kathgodam-Bhowali Line	AC	S/C	Single Conductor	132KV	14.056	01.12.1978
51	132KV Kathgodam-Pantnagar Line	AC	S/C	Single Conductor	132KV	39.900	10.09.2006
52	132KV Kichha-Richha Line	AC	S/C	Single Conductor	132KV	22.481	30.03.1993
53	132KV Kichha-CPP Line	AC	S/C	Single Conductor	132KV	18.570	30.03.1993
54	132KV Kichha-Rudrapur Line	AC	S/C	Single Conductor	132KV	20.310	05.08.2006
55	132KV PGCIL-ELDECO Sitarganj Line	AC	S/C	Single Conductor	132KV	22.000	10.09.2012
56	132KV Pantnagar-Rudrapur Line	AC	S/C	Single Conductor	132KV	7.600	08.05.2006
57	132KV Kichha-Sitarganj Line	AC	S/C	Single Conductor	132KV	31.500	07.07.2007
58	132KV Khatima-Sitarganj Line	AC	D/C	Single Conductor	132KV	35.000	07.07.2007
59	132KV Pilibhit-Sitarganj Line	AC	S/C	Single Conductor	132KV	60.000	07.07.2007
60	132KV Pilibhit-Khatima Line	AC	S/C	Single Conductor	132KV	44.860	09-05-1905
61	132KV PGCIL-Sitarganj Line-1	AC	D/C	Single Conductor	132KV	0.040	28.08.2008
62	132KV PGCIL-Sitarganj Line-2	AC	D/C	Single Conductor	132KV	0.040	10.09.2012
63	132KV Pantnagar-HZL Line	AC	S/C	Single Conductor	132KV	6.261	08.09.2014
64	220KV Kamaluaganja-Pantnagar Line	AC	S/C	Single Conductor	220KV	37.316	26.07.2002
65	220KV C.B.Ganj-Pantnagar Line	AC	S/C	Single Conductor	220KV	70.709	08.12.2006
66	220KV Kashipur-Pantnagar Ist Circuit	AC	D/C	Single Conductor	220KV	61.914	01.01.2011
67	220KV Kashipur-Pantnagar IInd Circuit	AC	D/C	Single Conductor	220KV	61.914	14.07.2013
68	132KV Pantnagar-TATA Line	AC	S/C	Single Conductor	220KV	1.720	28.12.2010

Director (Projects)
POWER TRANSMISSION CORPORATION
OF UTTARAKHAND LTD., DEHRADUN

Sub-Stations

S.No.	Name of Sub-Station	Type of Sub-Station Conventional/GIS/HVDC Terminal/HVDC Back to Back	Voltage Level (KV)	No. of Transformer/Reactors/SVC (with capacity)	Number Bay			Date of Commercial Operation
					400KV	220KV	132KV & Below	
1	220 KV S/S Chamba	Conventional	220 KV	1x50 MVA (220/33 KV) + 1x25 MVA (220/33 KV)		6		23.09.1980
2	132 KV S/S Srinagar	Conventional	132 KV	1x40 MVA (132/33 KV) + 1x20 MVA (132/33 KV) + 1x20 MVA (132/66 KV) + 1x15 MVA (132/66 KV)			9.0	31.03.1981
3	132 KV S/S Satpuli	Conventional	132 KV	2x20 MVA (132/33 KV)			5.0	02.02.2011
4	132 KV S/S Simli	Conventional	132 KV	2x20 MVA (132/33 KV)			5.0	27.07.2009
5	220/132 KV Substation Roorkee	Conventional	220/132/66/33	160 MVA T/F-Ist	-	220KV= 09 no.	132KV= 02 no. 33KV= 09 no.	10-06-2005
				160 MVA T/F-IIInd	-			10-06-2005
				50 MVA T/F-Ist	-			09-10-2012
				50 MVA T/F-IIInd	-			05-03-2013
				1X40 MVA T/F-Ist	-			02-06-1905
				1X20 MVA T/F-IIInd	-			12-06-2015
				1X40 MVA T/F-IIInd	-			66KV= 08 no. 08-09-2015
				1X20 MVA T/F-Ist	-			33KV= 13 no. 26-05-1905
				1X20 MVA T/F-IIInd	-			27-03-2012
6	132 KV Substation Manglore	Conventional	132/33	1X40 MVA T/F-Ist	-		132KV= 07 no. 20-10-2006	
				1X40 MVA T/F-IIInd	-		33KV= 10 no. 20-10-2006	
7	132 KV Substation Bhagwanpur	Conventional	132/33	1X40 MVA T/F-Ist	-		132KV= 05 no. 25-05-2006	
				1X40 MVA T/F-IIInd	-		33KV= 10 no. 29-09-2006	
				1X40 MVA T/F-IIInd	-		11-12-2013	
8	132 KV Substation Laksar	Conventional	132/33	1X40 MVA T/F-Ist	-		132KV= 07 no. 26-07-2007	
				1X40 MVA T/F-IIInd	-		33KV= 12 no. 26-07-2007	
9	132 KV Substation Chudiyala	Conventional	132/33	1X40 MVA T/F-Ist	-		132KV= 04 no. 15-12-2015	
				1X40 MVA T/F-IIInd	-		33KV= 08 no. 18-11-2016	
10	400KV Sub Station Kashipur	Conventional	400/220KV	400/220KV Transformer=2 x 315 MVA + 220/132KV Transformer=2 x 160 MVA	14	10	8	13.11.2006
11	220KV Sub Station Mahuakherganj	Conventional	220/132/33KV	220/132KV Transformer 2 x 100 MVA + 132/33KV Transformer=2 x 80 MVA	0	7	23	24.11.2011
12	132KV Sub Station Jaspur	Conventional	132/33KV	132/33KV Transformer=2 x 40 MVA	0	0	17	24.12.2006
13	132KV Sub Station Kashipur	Conventional	132/33KV	132/33KV Transformer=3 x 40 MVA	0	0	23	23.09.1978
14	132KV Sub Station Bazpur	Conventional	132/33KV	132/33KV Transformer=1x 80 MVA +1x40MVA +1x20MVA	0	0	24	31.12.1988
15	132KV Sub Station Ramnagar	Conventional	132/33KV	132/33KV Transformer=1 x 40 MVA 1x20MVA	0	0	13	09.07.2005
16	132 KV Sub Station Pithoragarh	Conventional	132/33KV	132/33KV Transformer= 2(3x5) MVA + 2x20 MVA	0	0	18	06.02.2003

16

Director (Projects)
POWER TRANSMISSION CORPORATION
OF UTTARAKHAND LTD., DEHRADUN

17	132 KV Sub Station Almora	Conventional	132/33KV	132/33KV Tranformer=3 x 20 MVA	0	0	20	17.11.1979
18	132 KV Sub Station Ranikhet	Conventional	132/33KV	132/33KV Tranformer= 2(3x5) MVA + 1x20 MVA.	0	0	14	14.12.2006
19	132 KV Substation Bhowali	Conventional	132/33KV	132/33KV Tranformer= 2(3x5) MVA + 1x20 MVA.	0	0	18	30.12.1978
20	132 KV Substation Kathgodam	Conventional	132/33KV	132/33KV Tranformer=2 x 40 MVA	0	0	12	07.10.1977
21	132 KV Substation Rudrapur	Conventional	132/33KV	132/33KV Tranformer=2 x 40 MVA	0	0	13	25.09.2006
22	132 KV Substation Kichha	Conventional	132/33KV	132/33KV Tranformer=2 x 40 MVA	0	0	20	29.11.1986
23	132 KV Substation Sitarganj	Conventional	132/33KV	132/33KV Tranformer=2 x 40 MVA	0	0	18	05.07.2007
24	132 KV Substation ELDECO Sitarganj	Conventional	132/33KV	132/33KV Tranformer=2 x 40 MVA	0	0	16	09.10.2012
25	220 KV Substation Kamaluaganja	Conventional	220/132/33KV	220/132KV Tranformer=2 x 100 MVA + 132/33KV Tranformer=2 x 40 MVA	0	4	8	26.07.2002
26	220 KV Substation Pantnagar	Conventional	220/132/33KV	220/132KV Tranformer=2 x 160 MVA + 132/33KV Tranformer=2 x 80 MVA	0	11	29	04.10.2006

Petitioner

Director (Projects)
POWER TRANSMISSION CORPORATION
OF UTTARAKHAND LTD., DEHRADUN

— 61 —

Name of Transmission Licensee

Power Transmission Corporation of Uttarakhand Limited

Form 4

Transmission Losses

(Figures in Rs Crore)

S.No	Loss Calculation	Previous Year (n-1)	Current Year (n)			Ensuing Year (n+1)
		(Actuals/Audited)	Apr-Sep (Actual)	Oct-Mar (Estimated)	Total (April - March)	Projected
1	Total Energy Delivered by Generating Stations in the State and interstate tie-lines to the Transmission System of the Licensee (kWH)	160,82,113	81,35,857	81,92,808	163,28,665	179,61,532
2	Energy Delivered by Grid S/Ss to Distribution Licensees/EHT Consumers (kWH)	158,40,578	80,13,355	80,61,435	160,74,790	176,82,269
3	Transmission loss in system (1-2)	2,41,535	1,22,502	1,31,373	2,53,875	2,79,263
4	Transmission loss in system (%) $\{(1-2)/1\}$	1.50%	1.51%	1.60%	1.55%	1.55%

Assumptions made, if any, should be clearly indicated at appropriate places.

Petitioner

Director (Projects)
POWER TRANSMISSION CORPORATION
OF UTTARAKHAND LTD., DEHRADUN


Form 5

Transmission Availability Factor

(Figures in Rs Crore)

S.No	Particulars	Previous Year (n-1)	Current Year (n)			Ensuing Year (n+1)
		(Actuals/Audited)	Apr-Sep (Actual)	Oct-Mar (Estimated)	Total (April - March)	Projected
1	Transmission Availability Factor	99.33%	99.29%	>99%	>99%	>99%

Petitioner


 Director (Projects)
 POWER TRANSMISSION CORPORATION
 OF UTTARAKHAND LTD., DEHRADUN

Form 6


Income from investments, Non-tariff income and Other Business

(Figures in Rs Crore)

S.No	Particulars	Previous Year (n-1)	Current Year (n)			Ending Year (n-1)
		(Actuals/ Audited)	Apr-Sep (Actual)	Oct-Mar (Estimated)	Total (April - March)	Projected
A	Income from Investments					
1	Interest Income from Investments					
2	Interest on fixed deposits	1.58	1.95	1.51	3.46	3.63
3	Interest from Banks other than Fixed Deposits					
4	Interest on any other items	2.75	0.00	0.00	0.00	0.00
	Sub-Total (a)	4.33	1.95	1.51	3.46	3.63
B	Other Non Tariff Income					
1	Interest on loans and Advances to Staff					
2	Interest on Loans and Advances to Lessors					
3	Interest on Advances to Suppliers / Contractors	0.26	0.45	0.35	0.80	0.84
4	Gain on Sale of Fixed Assets					
5	Income/Fee/Collection against staff welfare activities					
6	Revenue from surcharges for late payment					
7	Revenue from surcharge for low power factor and other penal charges					
8	Miscellaneous receipts	1.71	1.33	1.03	2.36	2.48
9	Misc. charges from consumers					
	Sub-Total (b)	1.98	1.78	1.38	3.17	3.32
C	Income from Other Business					
	Income from other business under Section 41 of EA, 2003					
	Total (a)+(b)+(c)	6.31	3.74	2.89	6.63	6.96

-64-

2


 Director (Projects)
 POWER TRANSMISSION CORPORATION
 OF UTTARAKHAND LTD., DEHRADUN

Petitioner

Form 7

Open Access related charges

(Figures in Rs Crore)

S.No	Particulars	Previous Year (n-1)	Current Year (n)			Ensuing Year (n+1)
		(Actuals / Audited)	Apr-Sep (Actual)	Oct-Mar (Estimated)	Total (April March)	Projected
1	Grid support charges					
2	Reactive energy drawl charges					
3	Scheduling and system operation charges	1.91	0.91			
4	Inter-state transmission charges (for open access consumers)	5.17	2.36			
5	Handling and Service Charges					
6	Any other levies as approved by the Commission					
	Total	7.08	3.27			

-65-

-2-

Director (Projects)
 POWER TRANSMISSION CORPORATION
 OF UTTARAKHAND LTD., DEHRADUN
 Petitioner

Name of Transmission Licensee

Power Transmission Corporation of Uttarakhand Limited

Form 8

Maintenance Expenses

(Figures in Rs Crore)

S.No	Item	Previous Year (n-1)	Current Year (n)			Ensuing Year (n+1)
		(Actuals/ Audited)	Apr-Sep (Actual)	Oct-Mar (Estimated)	Total (April - March)	Projected
1	Employee Expenses	65.92	37.83	59.52	97.34	121.26
2	Administrative & General Costs	18.29	12.45	6.18	18.62	18.82
3	Repair & Maintenance Expenses	23.94	15.43	11.53	26.96	29.63
	Sub-total (1 to 3)	108.16	65.70	77.23	142.93	169.71

Petitioner

Director (Projects)
POWER TRANSMISSION CORPORATION
OF UTTARAKHAND LTD., DEHRADUN

-99-

20

16

Employee Expenses

Sl. No.	Particulars	Preceding Year	Preceding Year	Preceding Year	Preceding Year	Preceding Year	Preceding Year	Current Year (a)			Budgeted	
		(2017-18)	(2018-19)	(2019-20)	(2020-21)	(2021-22)	(2022-23)	Apr-Sep (Actual)	Oct-Mar (Estimated)	Total (April-March)		
A	Employee's Cost (Other Than Covered In 'C&D')											
1	Salaries	24.49	22.81	17.98	18.42	18.22	20.95	12.32	11.72	24.04	33.88	
2	Additional Pay / Dearness Allowance (DA)	10.72	14.58	15.17	15.54	20.28	22.92	16.14	10.63	26.77	37.73	
3	Other Allowances & Relief	2.75	3.34	3.15	3.23	3.07	6.22	2.04	2.01	4.05	5.71	
4	Interim Relief / Wage Revision	0.00	0.00	0.00	0.00	0.00				0.00	0.00	
5	Honorarium/Overtime	0.00	0.00	0.00	0.00	0.00				0.00	0.00	
6	Statutory bonus/ Ex-gratia	0.25	0.39	0.22	0.22	0.20	0.39	(0.00)	0.27	0.27	0.38	
	Sub Total	38.21	40.92	36.52	37.42	41.77	50.47	30.50	24.62	55.12	77.69	
B	Other Costs									0.00	0.00	
1	Medical Expenses Reimbursement	0.35	0.43	0.59	0.60	0.73	0.70	0.77	0.20	0.97	1.37	
2	Travelling Allowance/Conveyance Allowance	0.00	0.00	0.00	0.00	0.00				0.00	0.00	
3	Leave Travel Assistance	0.00	0.00	0.00	0.00	0.00				0.00	0.00	
4	Earned Leave Encashment	6.00	6.11	5.10	5.22	7.16	4.98	2.07	7.38	9.45	13.32	
5	Payment Under Workman's Compensation And Gratuit	0.00	0.00	0.05	0.05	0.01	0.00	0.01	0.00	0.01	0.01	
6	Subsidised Electricity To Employees	0.00	0.00	0.00	0.00	0.00				0.00	0.00	
7	Any Other Item	0.04	0.02	0.03	0.03	0.00				0.00	0.00	
8	Staff Welfare Expenses	0.02	0.04	0.01	0.01	0.12	0.26	0.1277	0.02	0.15	0.22	
	Sub Total	6.41	6.60	5.77	5.91	8.02	5.94	2.98	7.61	10.58	14.92	
C	Apprentice And Other Training Expenses	0.00	0.00	0.00	0.00	0.00				0.00	0.00	
D	Contribution To Terminal Benefits	0.00	0.00	0.00	0.00	0.00				0.00	0.00	
1	Provident Fund Contribution	2.14	2.43	2.83	2.90	3.80	4.59	2.61	2.40	5.01	7.06	
2	Provision for PF Fund	0.00	0.00	0.00	0.00	0.00				0.00	0.00	
3	Any Other Items	4.52	5.72	5.49	5.63	4.29	4.92	1.74	3.92	5.66	7.98	
	Total C	6.66	8.14	8.32	8.52	8.09	9.51	4.35	6.32	10.67	15.04	
E	Grand Total	51.28	55.66	50.61	51.85	57.88	65.92	37.83	38.55	76.37	107.65	
F	Employee expenses capitalised	5.34	6.26	0.00	0.00	0.16	0.00			0.00	0.00	
	ADD: Impact of VII pay commission								20.97	20.97	19.61	
G	Net Employee expenses	45.94	49.40	50.61	51.85	57.71	65.92	37.83	59.52	97.34	121.26	

-67-

2

Director (Projects)
POWER TRANSMISSION CORPORATION
OF UTTARAKHAND LTD., DEHRADUN

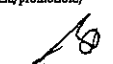
B. Details of number of employees

Details of number of employees (existing and proposed)

S. No.	Item	Previous Year (2011-12)	Previous Year (2012-13)	Previous Year (2013-14)	Previous Year (2014-15)	Previous Year (2015-16)	Previous Year (2016-17)	Current Year (2017-18)				Ensuing Year (2018-19)			Remarks
		(Actuals/Audited)	(Actuals/Audited)	(Actuals/Audited)	(Actuals/Audited)	(Actuals/Audited)	(Actuals/Audited)	Apr-Sep (Actual)	Recruitment	Retirement	Oct-Mar (Estimated)	Total (April-March)	Recruitm	Retireme	
A Officer/Managerial Cadre															
1	Technical	130	159	155	151	185	209	209	54	2	261	261	16	0	277
2	Administrative	5	8	9	9	8	8	7	0	0	7	7	0	0	7
3	Accounts and finance	5	7	7	7	15	16	15	0	1	14	14	0	1	15
4	Other (Please specify)														
B Staff Cadre															
5	Technical														
5.1	Grade I	64	65	61	58	78	93	93			97	97	4		96
5.2	Grade II	66	94	94	93	107	116	117	54	2	169	169	12		181
5.3	Grade III	401	383	366	350	390	356	351	203	10	544	544	124	8	660
5.4	Grade IV	99	77	67	67	45	43	43		1	42	42	48	1	89
6	Administrative														
6.1	Grade I	3	5	7	7	6	6	6			6	6			6
6.2	Grade II	2	3	2	2	2	2	1			1	1			1
6.3	Grade III	129	95	85	77	93	87	86	10	2	94	94	16	6	104
6.4	Grade IV	39	37	36	32	20	16	13		1	12	12		1	11
7	Accounts and finance														
7.1	Grade I	2	3	3	3	5	6	5		1	4	4		1	3
7.2	Grade II	3	4	4	4	10	10	10			10	10			10
7.3	Grade III	59	59	59	59	42	40	40			40	40	4		44
7.4	Grade IV											0			
8	Others (please specify)														
8.1	Grade I	69	73	71	68	89	105	103	0	1	102	102	4	1	105
8.2	Grade II	71	101	100	99	119	128	128	54	2	180	180	12	0	192
8.3	Grade III	589	537	510	486	525	483	477	213	12	678	678	144	14	808
8.4	Grade IV	138	114	103	99	65	59	56	0	2	54	54	48	2	100
	Total Employees	667	625	794	752	798	775	764	267	17	1014	1014	208	17	1205

Note :-

- Maximum recruitment for the year 2017-18 will be 267 + 17 = 284 (13 post of TG-II (E) has been kept reserved for UPNL Contractual employees (Subject to the decision of Hon'ble High Court, Uttarakhand) and 04 no. posts are vacated recently after retirement/promotion.)
- 01 nos of 220 KV Substation is likely to be commissioned upto FY 2017-18. (The provision of manpower for Harrawala have considered in the year 2018-19)
- 03 nos of 220 KV Substation and 04 no of 132 KV Substation is likely to be commissioned upto FY 2018-19 (As per manning norms 31 manpower for 220 KV S/s & 21 for 132 KV S/s) total 208 manpower.
- 02 no of 400 KV Substation, 01 220 KV S/s and 03 nos of 132 KV Substation is likely to be commissioned upto FY 2019-20 (As per manning norms 33 manpower for 400 KV S/s), total 160 manpower.
- 01 no. of 220 KV Substation and 01 no. of 132 KV Substation is likely to be commissioned upto FY 2020-21 total 52 manpower.

Petitioner:  Director (Finance)
POWER TRANSMISSION CORPORATION
OF UTTARAKHAND LTD., DEHRADUN

-89-

Name of Transmission Licensee

Power Transmission Corporation of Uttarakhand Limited

Form 8.2

Repair & Maintenance Expenditure

(Figures in Rs Crore)

S.No.	Particulars	Previous Year (n-6)	Previous Year (n-5)	Previous Year (n-4)	Previous Year (n-3)	Previous Year (n-2)	Previous Year (n-1)	Current Year (n)			Ensuing Year (n+1)	Remarks
		(Actuals / Audited)	(Actuals / Audited)	(Actuals / Audited)	(Actuals / Audited)	(Actuals / Audited)	(Actuals / Audited)	Apr-Sep (Actual)	Oct-Mar (Estimated)	Total (April - March)	Projected	
1	Plant and Machinery	9.58	11.62	12.21	10.05	15.91	16.27	10.91	7.41	18.32	20.13	
2	Building	2.34	1.71	0.79	2.46	1.91	2.12	1.66	0.73	2.39	2.63	
3	Civil Works			0.36					0.00	0.00	0.00	
4	Hydraulic Works			-					0.00	0.00	0.00	
5	Lines, Cables Net Works etc.	6.10	7.15	5.24	4.03	3.95	5.48	2.82	3.35	6.17	6.78	
6	Vehicles			0.04					0.00	0.00	0.00	
7	Furniture and Fixtures			0.00		0.05			0.00	0.00	0.00	
8	Office Equipments			0.03			0.07	0.04	0.05	0.08	0.09	
9	Station Supplies			-					0.00	0.00	0.00	
10	Other Credits to R&M Charges	0.01	0.03	-	0.03				0.00	0.00	0.00	
	Total (1 to 10)	18.03	20.51	18.67	16.57	21.82	23.94	15.43	11.53	26.96	29.63	

Petitioner

Director (Projects)
POWER TRANSMISSION CORPORATION
OF UTTARAKHAND LTD., DEHRADUN

Form 8.3
Administration & General Expenses

(Figures in Rs Crore)

S.No	Particulars	Previous Year (n-2)	Previous Year (n-1)	Current Year (n)			Previous Year (n-1)	Remarks
		(Actuals / Audited)	(Actuals / Audited)	Apr-Sep (Actual)	Oct-Mar (Estimated)	Total (April - March)	Proposed	
A	Administrative Expenses							
1	Rent rates and taxes							
	Lease / Rent	0.00	0.09	0.03	0.07	0.09	0.09	
	Rates & Taxes	0.00	-	-	-	0.00	0.00	
2	Insurance	0.00	0.00	0.01	-0.01	0.00	0.00	
3	Revenue Stamp Expenses Account	0.00			0.00	0.00	0.00	
4	Telephone, Postage, Telegram & Telex Charges	0.65	0.51	0.31	0.21	0.52	0.53	
5	Incentive & Award To Employees/Outsiders	0.00			0.00	0.00	0.00	
6	Consultancy Charges	0.38	0.61	0.50	0.12	0.62	0.63	
7	Technical Fees	0.24	0.02	-	0.02	0.02	0.02	
8	Other Professional Charges	0.16	0.38	0.33	0.06	0.39	0.39	
9	Conveyance And Travelling	0.44	0.39	0.26	0.14	0.39	0.40	
10	License And Registration Fee Of				0.00	0.00	0.00	
	Plant And Machinery	0.00						
	Vehicles	0.00			0.00	0.00	0.00	
11	Vehicle Expenses (Other Than Trucks And Delivery Vans)							
	Vehicles Running Expenses Petrol And Oil	0.73	0.95	0.65	0.31	0.97	0.98	
	Hiring Of Vehicles	1.71	2.14	1.99	0.19	2.18	2.20	
12	Security / Service Charges Paid To Outside Agencies	5.75	7.08	4.51	2.70	7.21	7.29	
	Sub-Total 'A' (1 To 12)	10.07	12.18	8.59	3.81	12.41	12.54	
B	Other Charges							
1	Fee And Subscriptions Books And Periodicals	3.32	2.47	2.51	0.00	2.51	2.54	
2	Printing And Stationery	0.26	0.40	0.24	0.17	0.40	0.41	
3	Advertisement Expenses (Other Than Purchase Related) Exhibition & Demo.	1.25	1.21	0.34	0.90	1.24	1.25	
4	Contributions/Donations To Outside Institutes / Associations	0.44	0.78	0.04	0.75	0.79	0.80	
5	Electricity Charges To Offices	0.19	0.20	0.12	0.09	0.20	0.21	
6	Water Charges	0.03	0.03	0.01	0.02	0.03	0.03	
7	Entertainment Charges	0.10	0.05	-	0.05	0.05	0.05	
8	Miscellaneous Expenses	0.63	0.81	0.45	0.38	0.83	0.84	
	Sub-Total 'B' (1 To 8)	6.22	5.95	3.69	2.37	6.06	6.12	
C	Legal Charges	0.41	0.11	0.06	0.05	0.11	0.11	
D	Auditor's Fee	0.10	0.05	0.10	-0.06	0.05	0.05	
E	Material Related Expenses				0.00	0.00	0.00	
1	Freight On Capital Equipments				0.00	0.00	0.00	
2	Purchase Related Advertisement Expenses				0.00	0.00	0.00	
3	Vehicle running and hiring expenses (Truck/ Delivery Van)				0.00	0.00	0.00	
4	Other Freight				0.00	0.00	0.00	
5	Transit Insurance				0.00	0.00	0.00	
6	Octroi				0.00	0.00	0.00	
7	Incidental Stores Expenses				0.00	0.00	0.00	
8	Fabrication Charges				0.00	0.00	0.00	
	Sub Total 'E' (1 To 8)				0.00	0.00	0.00	
F	Grand Total (A To E)	16.79	18.29	12.45	6.18	18.62	18.82	
G	A&G expenses capitalised	0.00	0.00	0.00	0.00	0.00	0.00	
H	Net A&G Expenses (F - G)	16.79	18.29	12.45	6.18	18.62	18.82	

Director (Projects)
POWER TRANSMISSION CORPORATION
OF UTTARAKHAND LTD., DEHRADUN

Form 9.1

Statement of Total Gross Fixed Asset

Previous year (n-1)

(Figures in Rs Crore)

Particulars of Assets	Opening balance	Opening balance**	Additions during the year (including UJTP)	Additions during the year (Except UJTP)	Retirement of assets during the year	Closing balance
Land and Rights	39.05	32.20	-	-	-	32.20
Buildings	70.56	58.18	8.39	3.92	-	62.10
Hydraulic Works	1.60	1.32	2.13	0.99	-	2.31
Other Civil Works	6.75	5.56	6.25	2.92	-	8.48
Plant & Machinery	638.89	526.82	206.19	96.29	-	623.11
Lines&Cable Network	584.28	481.78	192.65	89.96	-	571.75
Vehicles	0.90	0.74	0.33	0.15	-	0.89
Furniture and Fixtures	2.57	2.12	0.53	0.25	0.01	2.36
Office Equipment	2.91	2.40	0.45	0.21	0.07	2.54
Total	1,347.50	1,111.12	416.91	194.69	0.07	1,305.74

*Actual

**Approved, used for further calculations

Current Year (ii)


(Figures in Rs Crore)

Particulars of Assets	Opening Balance	Additions of assets during the year			Retirement of assets during the year		Closing balance
		Apr-Sep (Actual) (including UJTP)	Apr-Sep (Actual) (Except UJTP)	Oct-Mar (Estimated)	Apr-Sep (Actual)	Oct-Mar (Estimated)	
Land and Rights	32.20	-	0.00	-	-	-	32.20
Buildings	62.10	3.51	3.33	96.08	-	-	161.52
Hydraulic Works	2.31	-	0.00	-	-	-	2.31
Other Civil Works	8.48	-	0.00	-	-	-	8.48
Plant & Machinery	623.11	1.18	1.12	32.31	-	-	656.54
Lines&Cable Network	571.75	(0.23)	-0.21	(6.19)	-	-	565.34
Vehicles	0.89	0.12	0.11	3.29	-	-	4.29
Furniture and Fixtures	2.36	0.35	0.34	9.66	-	-	12.35
Office Equipment	2.54	0.12	0.11	3.17	-	-	5.82
Total	1,305.74	5.05	4.80	138.32	-	-	1,448.86

Ensuing year (n +1)

(Figures in Rs Crore)

Particulars of Assets	Opening balance	Additions during the year	Retirement of assets during the year	Closing balance
Land and Rights	32.20	8.12	-	40.31
Buildings	161.52	40.72	-	202.23
Hydraulic Works	2.31	0.58	-	2.89
Other Civil Works	8.48	2.14	-	10.62
Plant & Machinery	656.54	165.50	-	822.04
Lines&Cable Network	565.34	142.51	-	707.86
Vehicles	4.29	1.08	-	5.38
Furniture and Fixtures	12.35	3.11	-	15.47
Office Equipment	5.82	1.47	-	7.29
Total	1,448.86	365.23	-	1,814.09

Director (Project) 
 POWER TRANSMISSION CORPORATION
 OF UTTARAKHAND LTD., DEHRADUN

Petitioner

Name of Transmission Licensee

Power Transmission Corporation of Uttarakhand Limited

Form 9.2

Deposit works and grants/subsidies towards cost of capital assets

(Figures in Rs Crore)

S.No	Particulars	Previous Year (n-1)			Current Year (n)		Ensuing Year (n+1)	
		Balance at the start of the year	Additions during the Year	Balance at the end of the Year	Additions during the Year	Balance at the end of the Year	Additions during the Year	Balance at the end of the Year
1	Consumer Contribution / deposit works Towards Cost Of Capital Assets	54.22	5.02	59.24	-	59.24		
2	Grant/subsidies Towards Cost Of Capital Assets	-	12.51	12.51	22.61	35.12		
	Total							

-72-

[Handwritten mark]

[Signature]
Director (Projects)
Petitioner
POWER TRANSMISSION CORPORATION
OF UTTARAKHAND LTD., DEHRADUN

Form 9.3

Statement of GFA funded through Deposit Works/Capital Subsidy/Grant

Previous year (n-1)

(Figures in Rs Crore)

Particulars of Assets	Opening balance		Additions during the year	Retirement of assets during the year	Closing balance
Land and Rights	0.00	0.00	0.00	0.00	0.00
Buildings	0.53	0.57	0.00	0.00	0.57
Hydraulic Works	0.00	0.00	0.00	0.00	0.00
Other Civil Works	0.56	0.60	0.00	0.00	0.60
Plant & Machinery	29.82	31.85	3.32	0.00	35.17
Lines&Cable Network	54.93	58.66	1.60	0.00	60.26
Vehicles	0.00	0.00	0.00	0.00	0.00
Furniture and Fixtures	0.00	0.00	0.00	0.00	0.00
Office Equipment	0.00	0.00	0.00	0.00	0.00
Total	85.84	91.67	4.92	0.00	96.59

*As per actual

**Approved (Used for further calculations)

Current Year (n)

(Figures in Rs Crore)

Particulars of Assets	Opening Balance	Additions of assets during the year		Retirement of assets during the year		Closing balance
		Apr-Sep (Actual)	Oct-Mar (Estimated)	Apr-Sep (Actual)	Oct-Mar (Estimated)	
Land and Rights	0.00	-	-	-	-	-
Buildings	0.57	-	-	-	-	0.57
Hydraulic Works	0.00	-	-	-	-	-
Other Civil Works	0.60	-	-	-	-	0.60
Plant & Machinery	35.17	-	-	-	-	35.17
Lines&Cable Network	60.26	0.25	8.00	-	-	68.51
Vehicles	0.00	-	-	-	-	-
Furniture and Fixtures	0.00	-	-	-	-	-
Office Equipment	0.00	-	-	-	-	-
Total	96.59	0.25	8.00	0.00	0.00	104.84


 Director (Projects)
 POWER TRANSMISSION CORPORATION
 OF UTTARAKHAND LTD., DEHRADUN


Form 9.3**Statement of GFA funded through Deposit Works/Capital Subsidy/Grant**

Ensnung year (n +1)

(Figures in Rs Crore)

Particulars of Asset	Opening balance	Additions during the year	Retirement of assets during the year	Closing balance
Land and Rights	0.00			0.00
Buildings	0.57			0.57
Hydraulic Works	0.00			0.00
Other Civil Works	0.60			0.60
Plant & Machinery*	35.17	40.14		75.31
Lines&Cable Network	68.51			68.51
Vehicles	0.00			0.00
Furniture and Fixtures	0.00			0.00
Office Equipment	0.00			0.00
Total	104.84	40.14		144.98

*PSDF works


Director (Projects) Petitioner
POWER TRANSMISSION CORPORATION
OF UTTARAKHAND LTD., DEHRADUN

Form 9.4

Statement of GFA excluding Assets funded through Deposit Works/Capital Subsidy/Grant

Previous year (n-1)

(Figures in Rs Crore)

Particulars of Assets	Opening balance	Additions during the year	Retirement of assets during the year	Closing balance
Land and Rights	32.20	0.00	0.00	32.20
Buildings	57.62	3.92	0.00	61.54
Hydraulic Works	1.32	0.99	0.00	2.31
Other Civil Works	4.96	2.92	0.00	7.88
Plant & Machinery	494.97	92.97	0.00	587.94
Lines&Cable Network	423.12	88.37	0.00	511.49
Vehicles	0.74	0.15	0.00	0.89
Furniture and Fixtures	2.12	0.25	0.01	2.36
Office Equipment	2.40	0.21	0.07	2.54
Total	1019.45	189.77	0.07	1209.15

Current Year (n)

(Figures in Rs Crore)

Particulars of Assets	Opening Balance	Additions of assets during the year		Retirement of assets during the year		Closing balance
		Apr-Sep (Actual)	Oct-Mar (Estimated)	Apr-Sep (Actual)	Oct-Mar (Estimated)	
Land and Rights	32.20	0.00	0.00	0.00	0.00	32.20
Buildings	61.54	3.33	96.08	0.00	0.00	160.95
Hydraulic Works	2.31	0.00	0.00	0.00	0.00	2.31
Other Civil Works	7.88	0.00	0.00	0.00	0.00	7.88
Plant & Machinery	587.94	1.12	32.31	0.00	0.00	621.37
Lines&Cable Network	511.49	-0.47	-14.19	0.00	0.00	496.83
Vehicles	0.89	0.11	3.29	0.00	0.00	4.29
Furniture and Fixtures	2.36	0.34	9.66	0.00	0.00	12.35
Office Equipment	2.54	0.11	3.17	0.00	0.00	5.82
Total	1209.15	4.54	130.32	0.00	0.00	1344.01

Ensuing year (n +1)

(Figures in Rs Crore)

Particulars of Assets	Opening balance	Additions during the year	Retirement of assets during the year	Closing balance
Land and Rights	32.20	8.12	0.00	40.31
Buildings	160.95	40.72	0.00	201.67
Hydraulic Works	2.31	0.58	0.00	2.89
Other Civil Works	7.88	2.14	0.00	10.02
Plant & Machinery	621.37	125.36	0.00	746.73
Lines&Cable Network	496.83	142.51	0.00	639.34
Vehicles	4.29	1.08	0.00	5.38
Furniture and Fixtures	12.35	3.11	0.00	15.47
Office Equipment	5.82	1.47	0.00	7.29
Total	1344.01	325.09	0.00	1669.10

Petitioner

Director (Projects)
POWER TRANSMISSION CORPORATION
OF UTTARAKHAND LTD., DEHRADUN